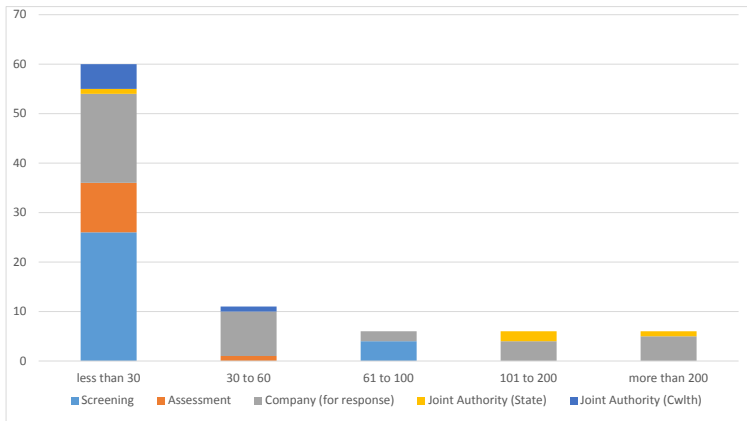


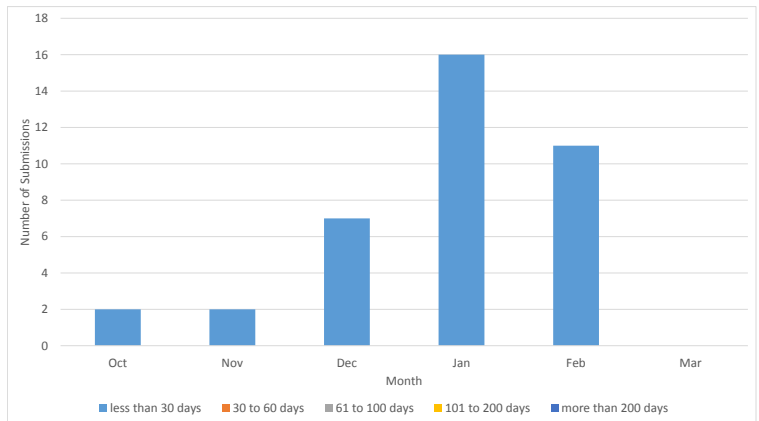
NOPTA Dashboard Report - March 2017

Applications in progress (number of days at current status)#



Does not include FDP, RoR or AA Grant Applications

Data submissions outstanding (last six months)

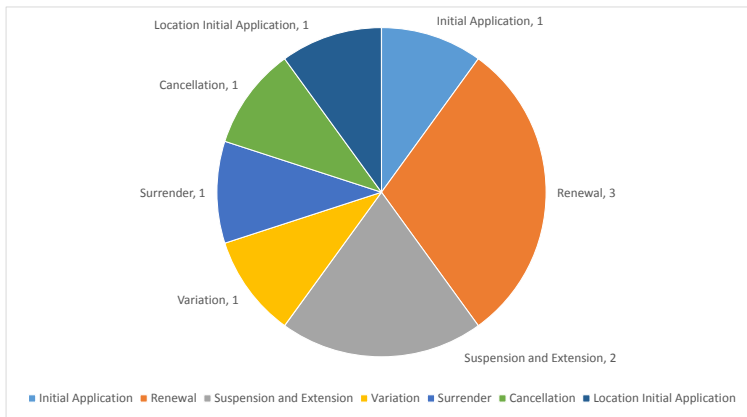


Number of applications with each Joint Authority member

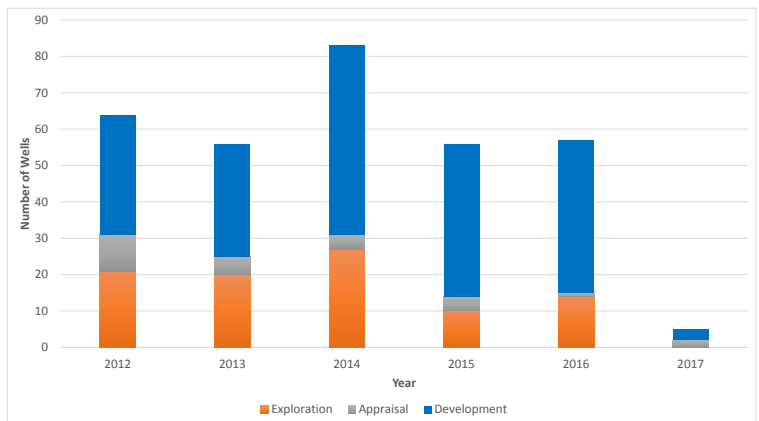
Application Type	Joint Authority (State)	Joint Authority (Cwlth)	Joint Authority Total
Initial Application	0	1	1
Renewal	1	2	3
Suspension and Extension	1	1	2
Variation	1	0	1
Surrender	0	1	1
Cancellation	0	1	1
Location Initial Application	1	0	1
Total	4	6	10

Data submissions outstanding March

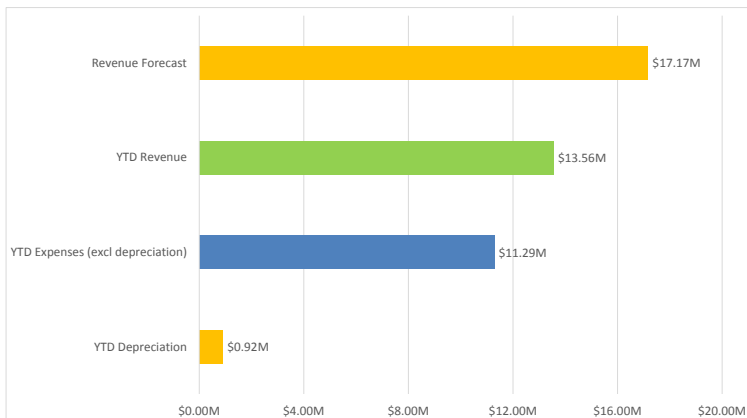
Activities	Less than 30	30 to 60	61 to 100	101 to 200	More than 200	Total
All Activities	0	0	0	0	0	0
All Wells	0	0	0	0	0	0
Wells (Basic)	0	0	0	0	0	0
Wells (Interp)	0	0	0	0	0	0
All Surveys	0	0	0	0	0	0
New Surveys (Basic)	0	0	0	0	0	0
New Surveys (Interp)	0	0	0	0	0	0



Wells completed



Finance \$M



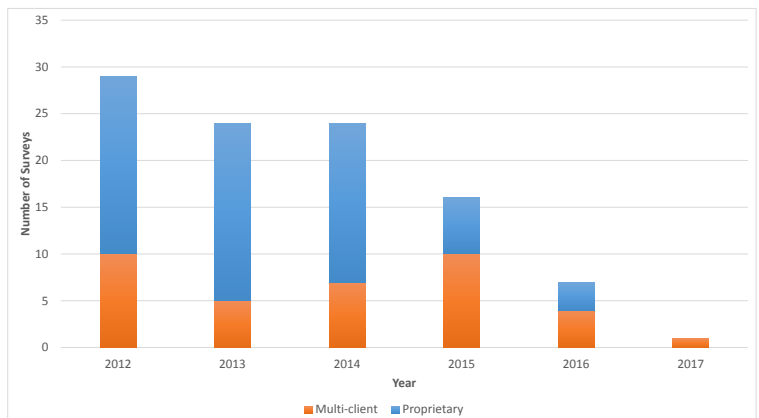
Wells	2015	2016	Jan-17	Feb-17	Mar-17
Commenced	56	34	2	1	1
In progress	10	5	2	3	4
Suspended	25	9	9	7	6
Completed	56	56	3	2	0

Completed applications

Decision Maker	March 2017 Completed	Complete YTD (Calendar Year)	In progress*
Applications for JA Decision	13	43	59
Applications for TA Decision	7	24	32
Commonwealth Minister (GHG)	0	0	0
Total	20	67	91

* In progress includes applications currently under assessment, with a company for response and JA for decision.

Surveys completed



Surveys	2015	2016	Jan-17	Feb-17	Mar-17
Commenced	15	5	1	0	0
In progress	2	1	1	2	1
Suspended	0	0	0	0	0
Completed	16	7	0	0	1