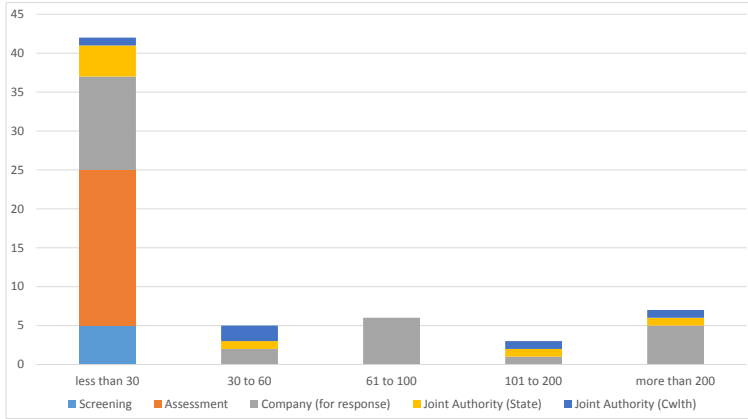
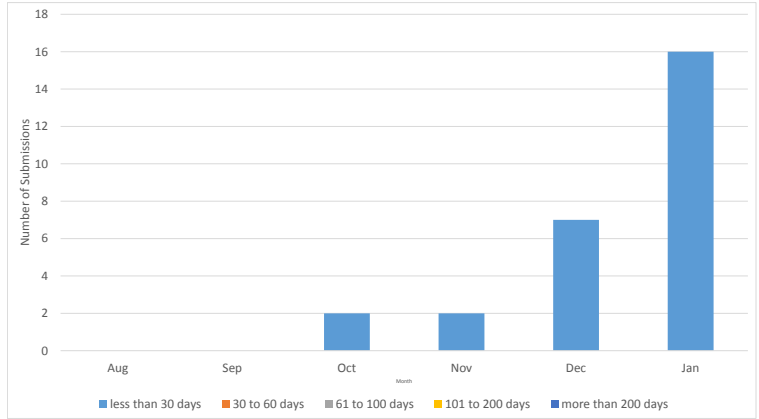


# NOPTA Dashboard Report - January 2017

Applications in progress (number of days at current status)#



Data submissions outstanding (last six months)



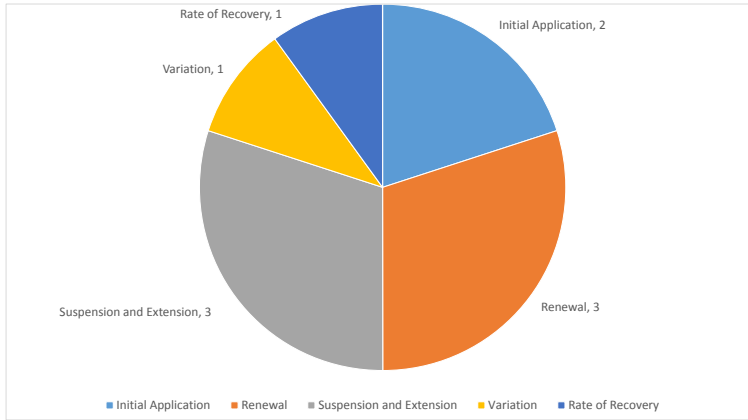
# Does not include FDP, RoR or AA Grant Applications

Number of applications with each Joint Authority member

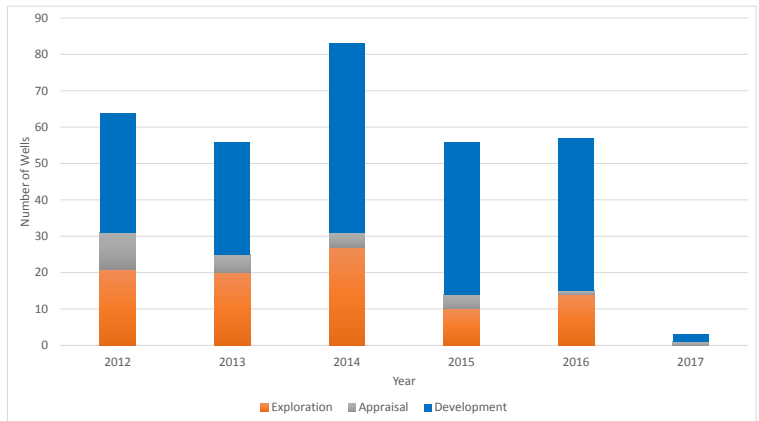
Application Type	Joint Authority (State)	Joint Authority (Cwlth)	Joint Authority Total
Initial Application	0	2	2
Renewal	3	0	3
Suspension and Extension	2	1	3
Variation	1	0	1
Rate of Recovery	1	0	1
<b>Total</b>	<b>7</b>	<b>3</b>	<b>10</b>

Data submissions outstanding January

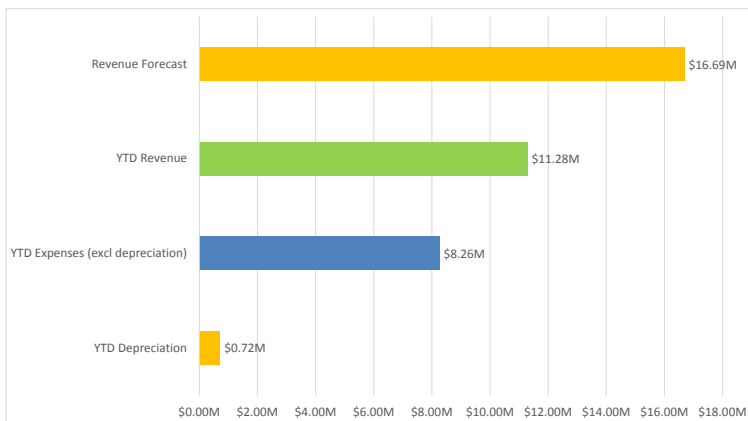
Activities	Less than 30	30 to 60	61 to 100	101 to 200	More than 200	Total
All Activities	16	0	0	0	0	16
All Wells	0	0	0	0	0	0
Wells (Basic)	0	0	0	0	0	0
Wells (Interp)	0	0	0	0	0	0
All Surveys	16	0	0	0	0	16
New Surveys (Basic)	16	0	0	0	0	16
New Surveys (Interp)	0	0	0	0	0	0



Wells completed

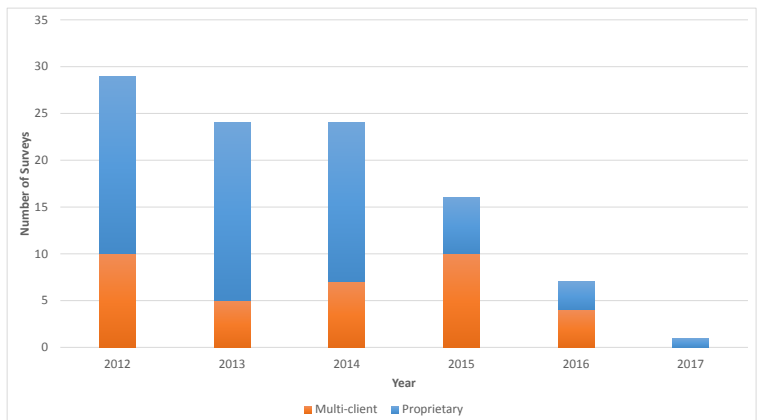


Finance \$M



Wells	2015	2016	Jan-17
Commenced	56	34	2
In progress	10	5	2
Suspended	25	9	9
Completed	56	56	3

Surveys completed



Completed applications

Decision Maker	January 2017 Completed	Complete YTD (Calendar Year)	In progress*
Applications for JA Decision	21	21	37
Applications for TA Decision	11	11	27
Commonwealth Minister (GHG)	0	0	0
<b>Total</b>	<b>32</b>	<b>32</b>	<b>64</b>

\* In progress includes applications currently under assessment, with a company for response and JA for decision.

Surveys	2015	2016	Jan-17
Commenced	15	5	1
In progress	2	1	1
Suspended	0	0	0
Completed	16	7	0