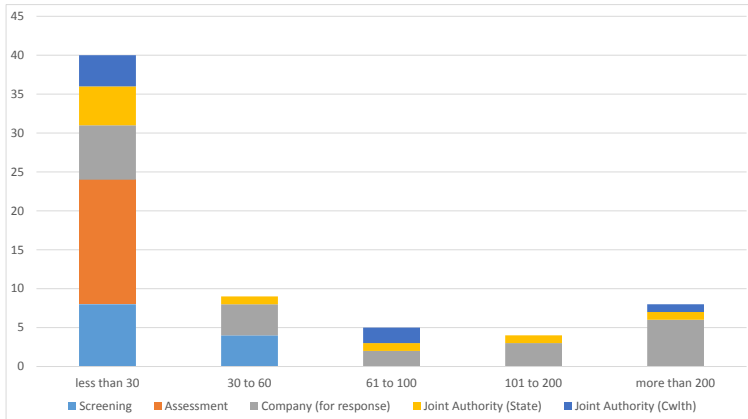


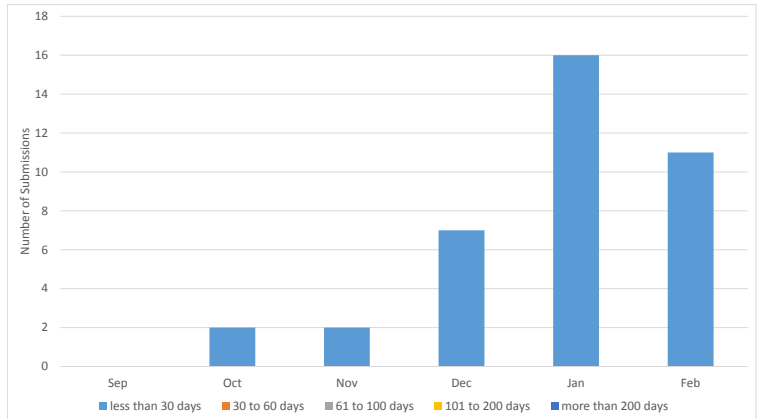
NOPTA Dashboard Report - February 2017

Applications in progress (number of days at current status)#



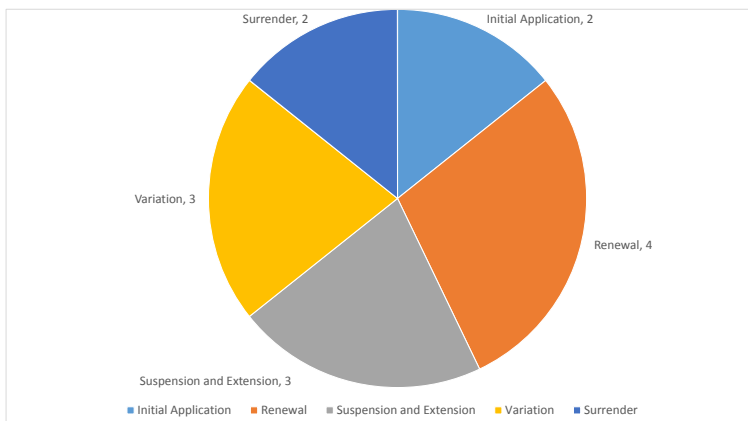
Does not include FDP, RoR or AA Grant Applications

Data submissions outstanding (last six months)



Number of applications with each Joint Authority member

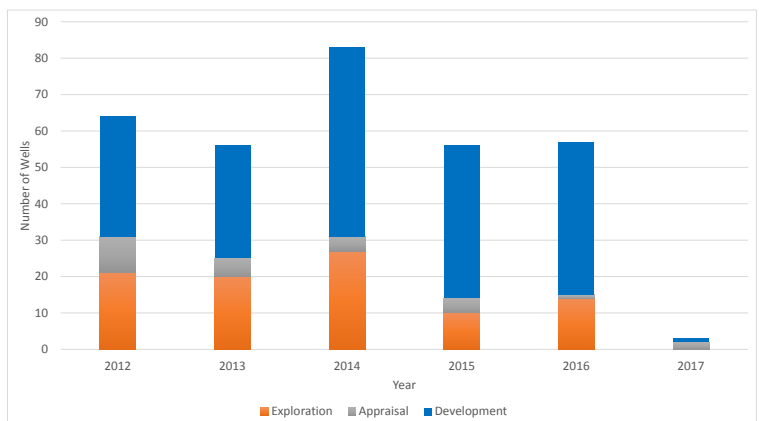
Application Type	Joint Authority (State)	Joint Authority (Cwlth)	Joint Authority Total
Initial Application	0	2	2
Renewal	3	1	4
Suspension and Extension	1	2	3
Variation	3	0	3
Surrender	1	1	2
Total	8	6	14



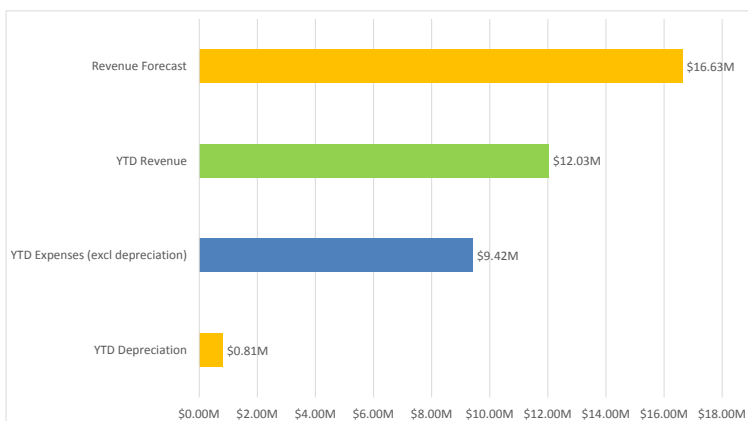
Data submissions outstanding February

Activities	Less than 30	30 to 60	61 to 100	101 to 200	More than 200	Total
All Activities	11	0	0	0	0	11
All Wells	0	0	0	0	0	0
Wells (Basic)	0	0	0	0	0	0
Wells (Interp)	0	0	0	0	0	0
All Surveys	11	0	0	0	0	11
New Surveys (Basic)	11	0	0	0	0	11
New Surveys (Interp)	0	0	0	0	0	0

Wells completed

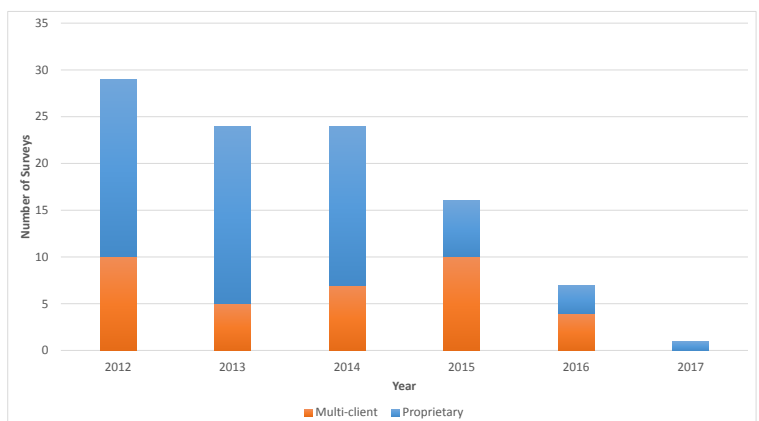


Finance \$M



Wells	2015	2016	Jan-17	Feb-17
Commenced	56	34	2	1
In progress	10	5	2	3
Suspended	25	9	9	7
Completed	56	56	3	2

Surveys completed



Completed applications

Decision Maker	February 2017 Completed	Complete YTD (Calendar Year)	In progress*
Applications for JA Decision	5	30	40
Applications for TA Decision	6	17	27
Commonwealth Minister (GHG)	0	0	0
Total	11	47	67

* In progress includes applications currently under assessment, with a company for response and JA for decision.

Surveys	2015	2016	Jan-17	Feb-17
Commenced	15	5	1	0
In progress	2	1	1	2
Suspended	0	0	0	0
Completed	16	7	0	0