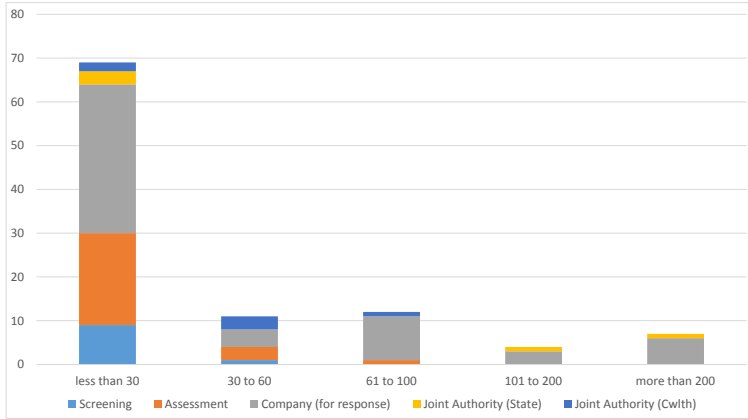


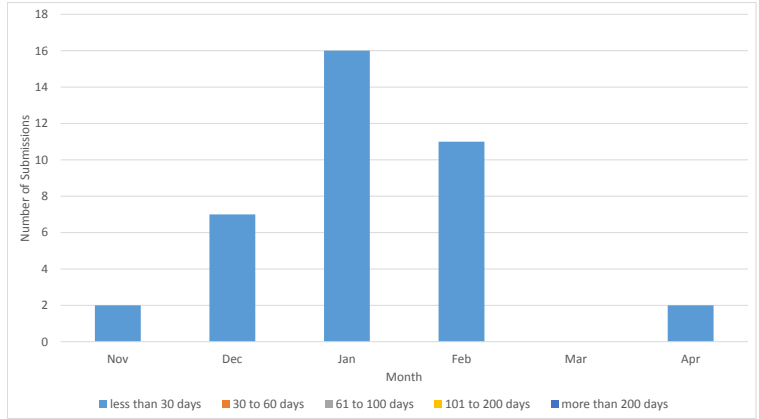
NOPTA Dashboard Report - April 2017

Applications in progress (number of days at current status)#



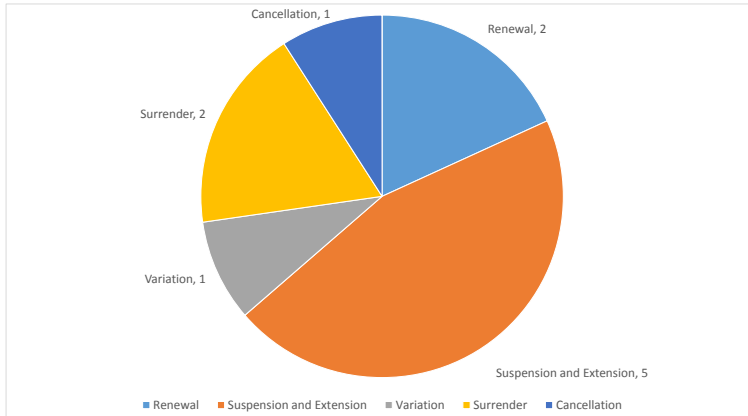
Does not include FDP, RoR or AA Grant Applications

Data submissions outstanding (last six months)



Number of applications with each Joint Authority member

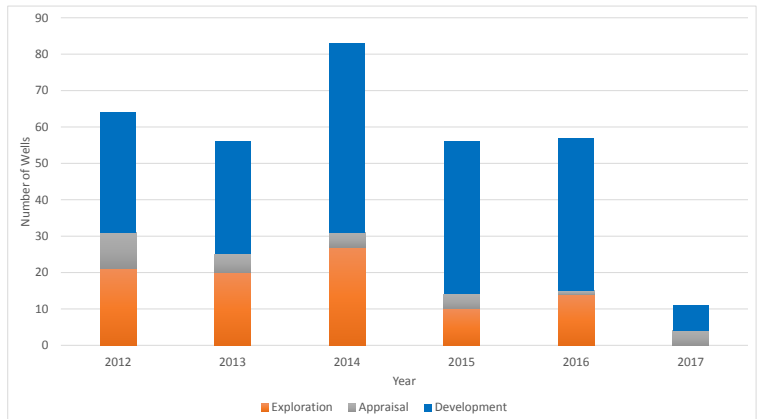
Application Type	Joint Authority (State)	Joint Authority (Cwlth)	Joint Authority Total
Initial Application	0	0	0
Renewal	1	1	2
Suspension and Extension	3	2	5
Variation	1	0	1
Surrender	0	2	2
Cancellation	0	1	1
Location Initial Application	0	0	0
Total	5	6	11



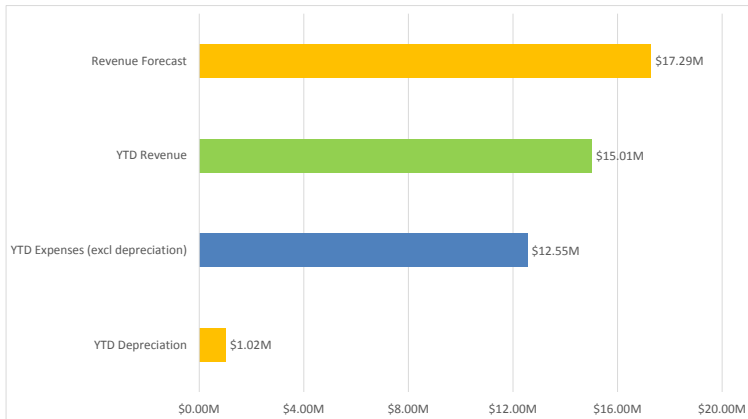
Data submissions outstanding April

Activities	Less than 30	30 to 60	61 to 100	101 to 200	More than 200	Total
All Activities	2	0	0	0	0	2
All Wells	0	0	0	0	0	0
Wells (Basic)	0	0	0	0	0	0
Wells (Interp)	0	0	0	0	0	0
All Surveys	2	0	0	0	0	2
New Surveys (Basic)	0	0	0	0	0	0
New Surveys (Interp)	2	0	0	0	0	2

Wells completed



Finance \$M



Completed applications

Decision Maker	April 2017 Completed	Complete YTD (Calendar Year)	In progress*
Applications for JA Decision	7	50	72
Applications for TA Decision	8	32	33
Commonwealth Minister (GHG)	0	0	0
Total	15	82	105

* In progress includes applications currently under assessment, with a company for response and JA for decision.

Surveys completed



Surveys	2015	2016	Jan-17	Feb-17	Mar-17	Apr-17
Commenced	15	5	1	0	0	0
In progress	2	1	1	2	1	1
Suspended	0	0	0	0	0	0
Completed	16	7	0	0	1	0