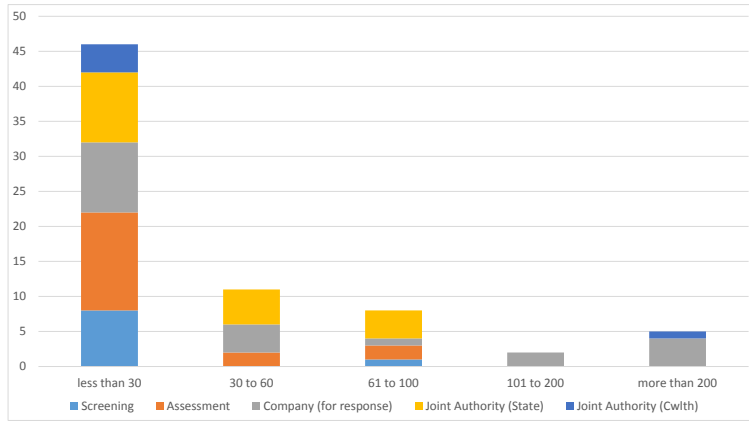


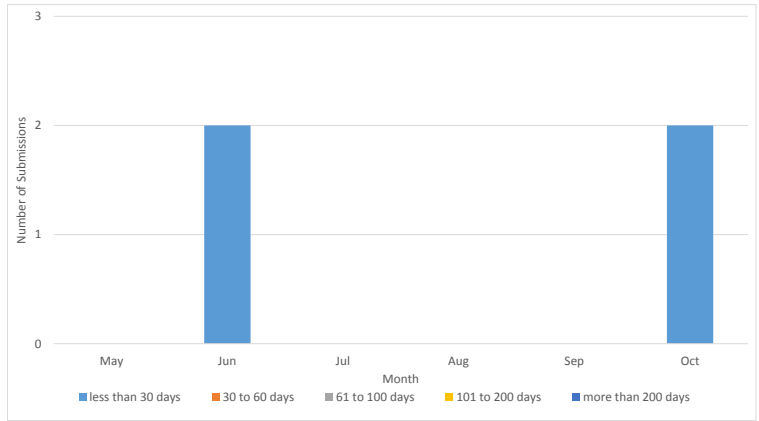
NOPTA Dashboard Report - October 2016

Applications in progress (number of days at current status)#



Does not include FDP, RoR or AA Grant Applications

Data submissions outstanding (last six months)

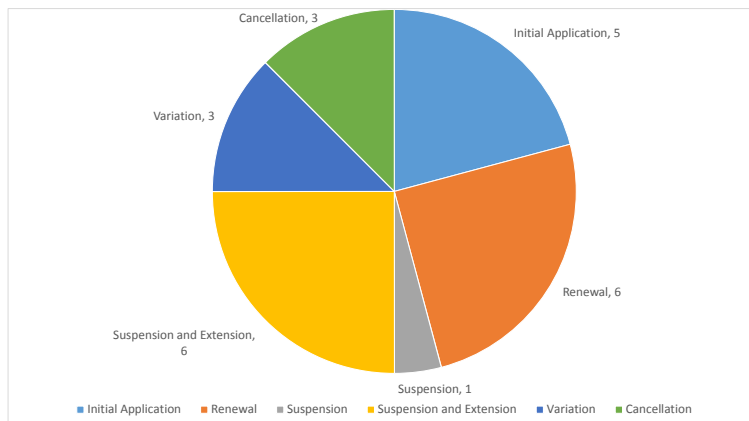


Number of applications with each Joint Authority member

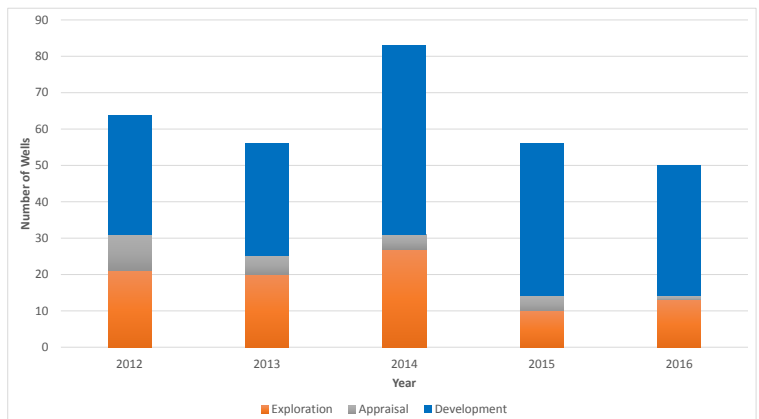
Application Type	Joint Authority (State)	Joint Authority (Cwlth)	Joint Authority Total
Initial Application	5	0	5
Renewal	5	1	6
Suspension	1	0	1
Suspension and Extension	5	1	6
Variation	3	0	3
Cancellation	0	3	3
Total	19	5	24

Data submissions outstanding October

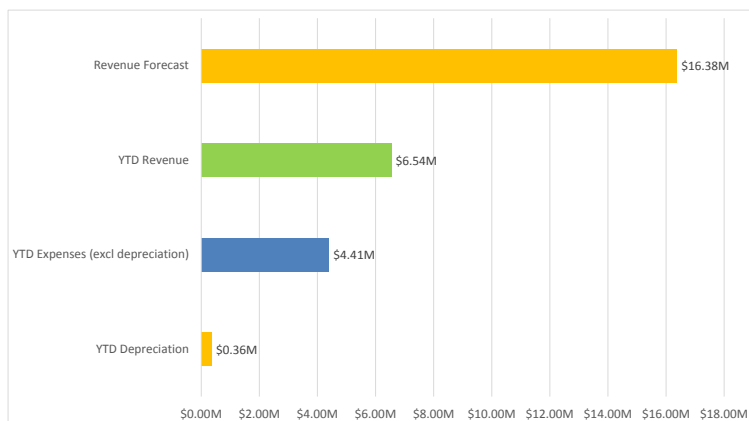
Activities	Less than 30	30 to 60	61 to 100	101 to 200	More than 200	Total
All Activities	2	0	0	0	0	2
All Wells	0	0	0	0	0	0
Wells (Basic)	0	0	0	0	0	0
Wells (Interp)	0	0	0	0	0	0
All Surveys	2	0	0	0	0	2
New Surveys (Basic)	0	0	0	0	0	0
New Surveys (Interp)	2	0	0	0	0	2



Wells completed

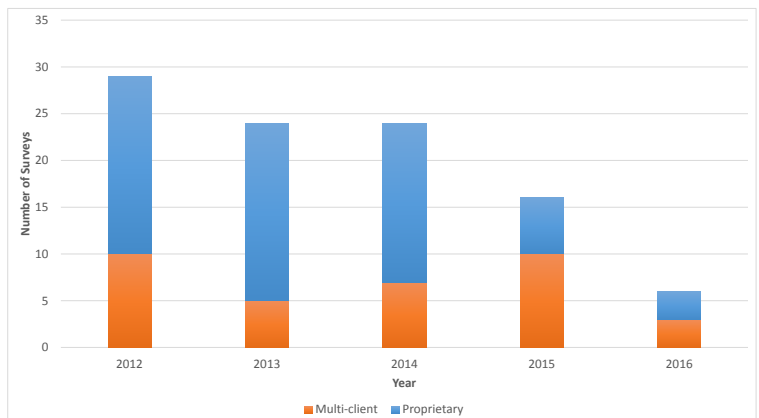


Finance \$M



Wells	2014	2015	May-16	Jun-16	Jul-16	Aug-16	Sep-16	Oct-16
Commenced	73	56	4	5	2	5	1	1
In progress	13	10	8	10	2	4	6	3
Suspended	14	25	10	11	9	16	11	8
Completed	83	56	7	10	8	3	3	4

Surveys completed



Completed applications

Decision Maker	October 2016 Completed	Complete YTD (Calendar Year)	In progress*
Applications for JA Decision	14	159	62
Applications for TA Decision	16	196	16
Commonwealth Minister (GHG)	0	0	0
Total	30	355	78

* In progress includes applications currently under assessment, with a company for response and JA for decision.

Surveys	2014	2015	May-16	Jun-16	Jul-16	Aug-16	Sep-16	Oct-16
Commenced	24	15	1	1	0	1	0	0
In progress	4	2	1	1	1	1	1	0
Suspended	1	0	0	0	0	0	0	0
Completed	22	16	0	1	0	0	1	1