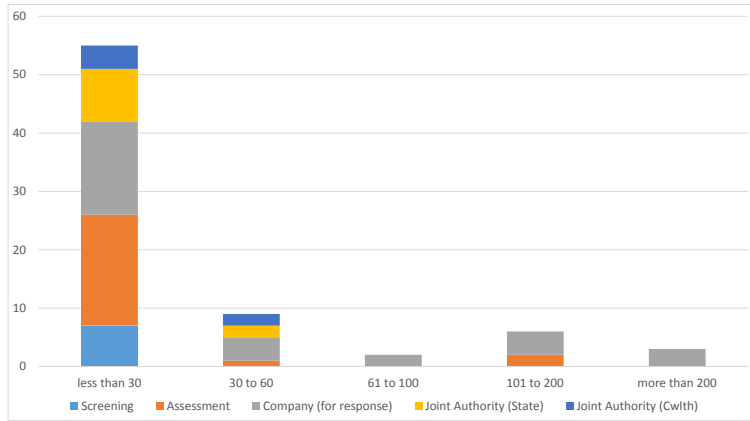


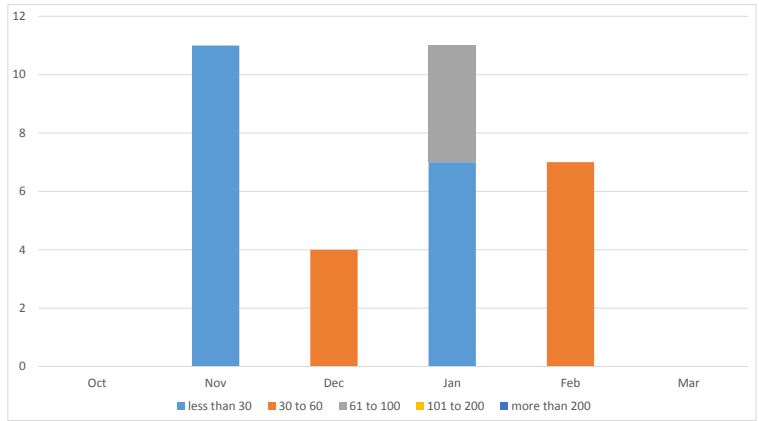
NOPTA Dashboard Report - March 2016

Applications in progress (number of days at current status)#



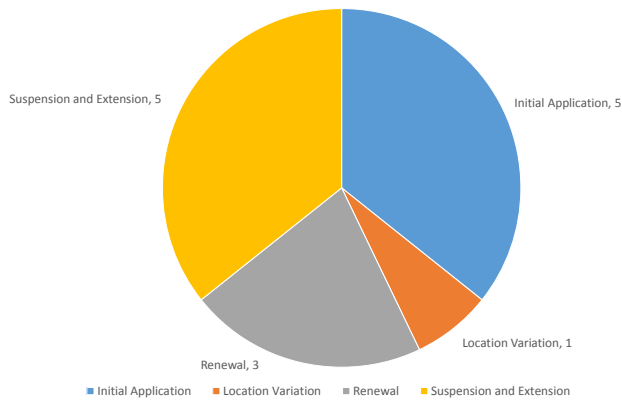
Does not include FDP, RoR or AA Grant Applications

Data submissions outstanding (last six months)



Number of applications with each Joint Authority member

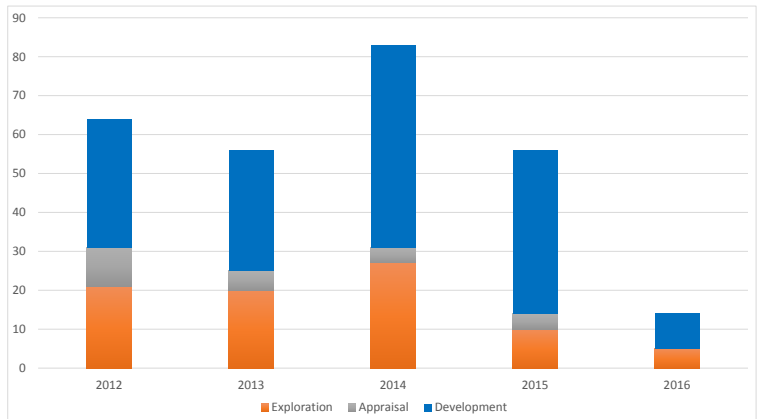
| Application Type | Joint Authority (State) | Joint Authority (Cwlth) | Joint Authority Total |
|--------------------------|-------------------------|-------------------------|-----------------------|
| Initial Application | 3 | 2 | 5 |
| Location Variation | 0 | 1 | 1 |
| Renewal | 0 | 3 | 3 |
| Suspension and Extension | 5 | 0 | 5 |
| Variation | 3 | 0 | 3 |
| Total | 11 | 6 | 17 |



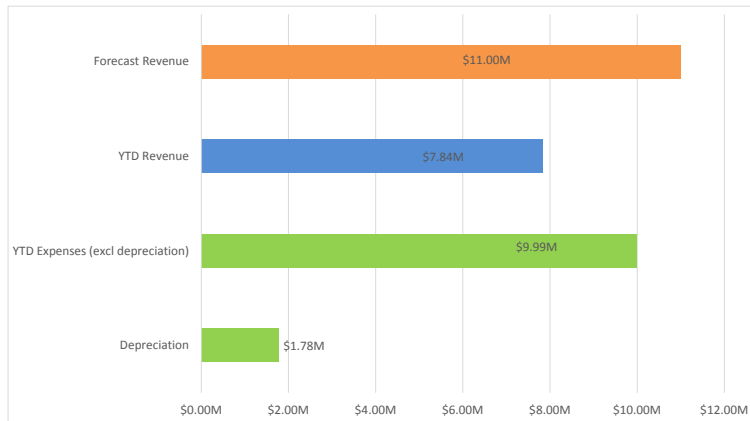
Data submissions outstanding March

| Activities | Less than 30 | 30 to 60 | 61 to 100 | 101 to 200 | More than 200 | Total |
|----------------------|--------------|----------|-----------|------------|---------------|-------|
| All Activities | 0 | 0 | 0 | 0 | 0 | 0 |
| All Wells | 0 | 0 | 0 | 0 | 0 | 0 |
| Wells (Basic) | 0 | 0 | 0 | 0 | 0 | 0 |
| Wells (Interp) | 0 | 0 | 0 | 0 | 0 | 0 |
| All Surveys | 0 | 0 | 0 | 0 | 0 | 0 |
| New Surveys (Basic) | 0 | 0 | 0 | 0 | 0 | 0 |
| New Surveys (Interp) | 0 | 0 | 0 | 0 | 0 | 0 |

Wells completed

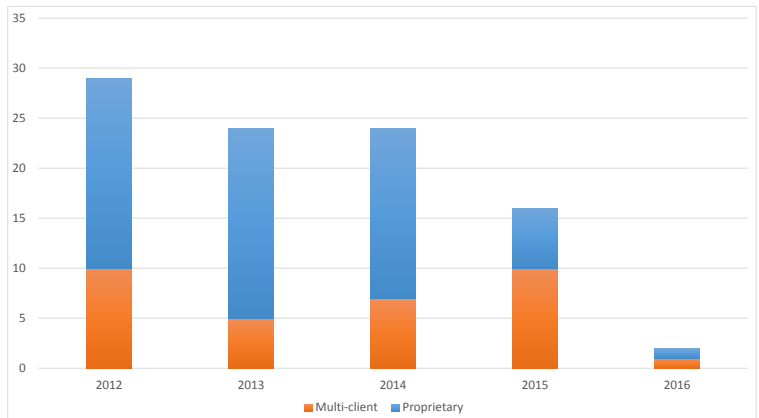


Finance \$M



| Wells | 2014 | 2015 | Jan-16 | Feb-16 | Mar-16 |
|-------------|------|------|--------|--------|--------|
| Commenced | 73 | 56 | 7 | 3 | 2 |
| In progress | 13 | 10 | 9 | 6 | 4 |
| Suspended | 14 | 25 | 28 | 28 | 22 |
| Completed | 83 | 56 | 4 | 7 | 3 |

Surveys completed



Completed applications

| Decision Maker | March 2016 Completed | Complete YTD (Calendar Year) | In progress* |
|------------------------------|----------------------|------------------------------|--------------|
| Applications for JA Decision | 13 | 42 | 59 |
| Applications for TA Decision | 2 | 19 | 21 |
| Commonwealth Minister (GHG) | 0 | 0 | 0 |
| Total | 15 | 61 | 80 |

* In progress includes applications currently under assessment, with a company for response and JA for decision.

| Surveys | 2014 | 2015 | Jan-16 | Feb-16 | Mar-16 |
|-------------|------|------|--------|--------|--------|
| Commenced | 24 | 15 | 0 | 0 | 0 |
| In progress | 4 | 2 | 3 | 2 | 1 |
| Suspended | 1 | 0 | 0 | 0 | 0 |
| Completed | 22 | 16 | 0 | 1 | 1 |