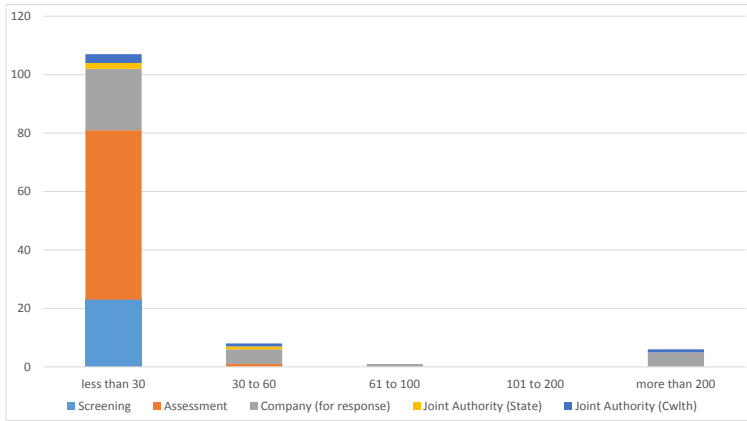


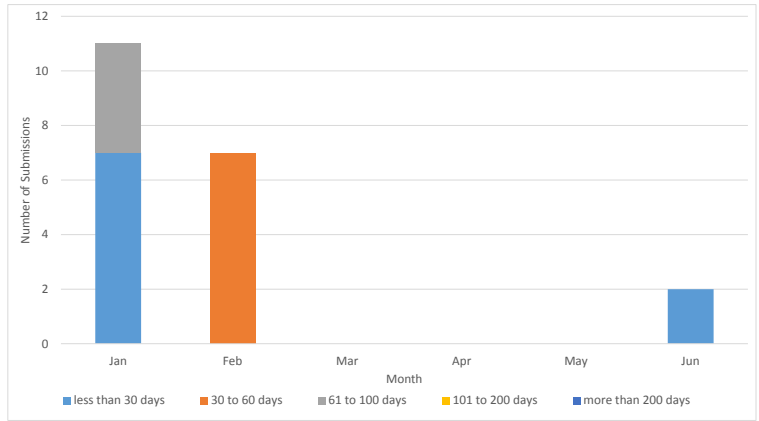
NOPTA Dashboard Report - June 2016

Applications in progress (number of days at current status)#



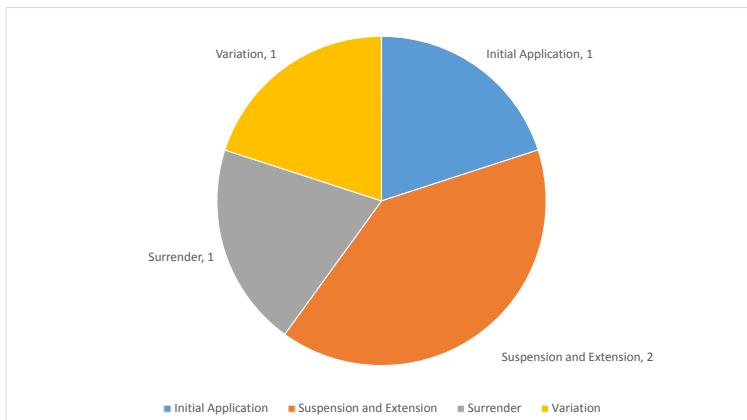
Does not include FDP, RoR or AA Grant Applications

Data submissions outstanding (last six months)

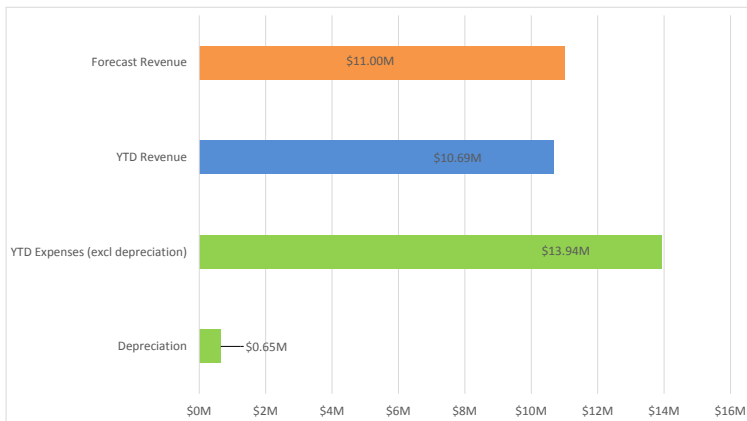


Number of applications with each Joint Authority member

Application Type	Joint Authority (State)	Joint Authority (Cwlth)	Joint Authority Total
Initial Application	0	1	1
Suspension and Extension	2	0	2
Surrender	0	1	1
Variation	1	0	1
Total	3	2	5



Finance \$M



Completed applications

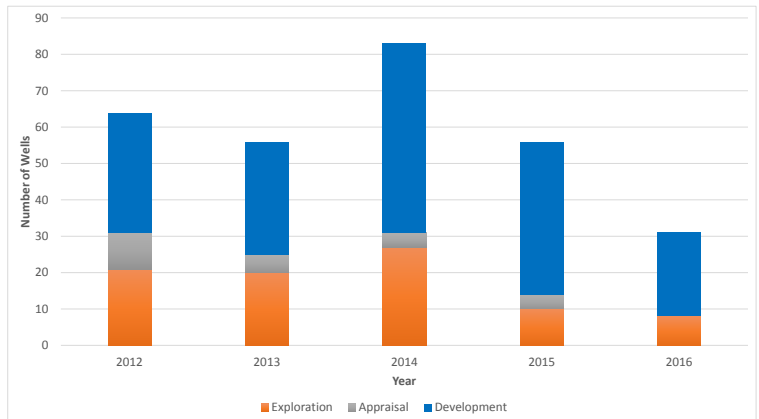
Decision Maker	June 2016 Completed	Complete YTD (Calendar Year)	In progress*
Applications for JA Decision	14	96	67
Applications for TA Decision	20	77	66
Commonwealth Minister (GHG)	0	0	0
Total	34	173	133

* In progress includes applications currently under assessment, with a company for response and JA for decision.

Data submissions outstanding June

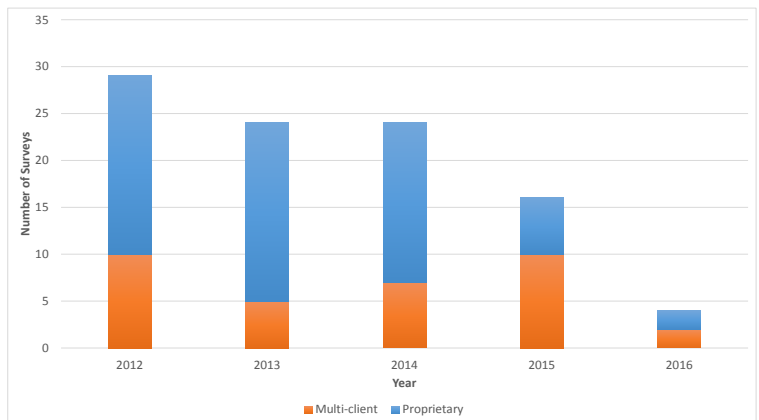
Activities	Less than 30	30 to 60	61 to 100	101 to 200	More than 200	Total
All Activities	2	0	0	0	0	2
All Wells	0	0	0	0	0	0
Wells (Basic)	0	0	0	0	0	0
Wells (Interp)	0	0	0	0	0	0
All Surveys	2	0	0	0	0	2
New Surveys (Basic)	0	0	0	0	0	0
New Surveys (Interp)	2	0	0	0	0	2

Wells completed



Wells	2014	2015	Jan-16	Feb-16	Mar-16	Apr-16	May-16	Jun-16
Commenced	73	56	7	3	2	1	4	5
In progress	13	10	9	6	4	7	8	10
Suspended	14	25	28	28	22	23	10	11
Completed	83	56	4	7	3	0	7	10

Surveys completed



Surveys	2014	2015	Jan-16	Feb-16	Mar-16	Apr-16	May-16	Jun-16
Commenced	24	15	0	0	0	0	1	1
In progress	4	2	3	2	1	0	1	1
Suspended	1	0	0	0	0	0	0	0
Completed	22	16	0	1	1	1	0	1