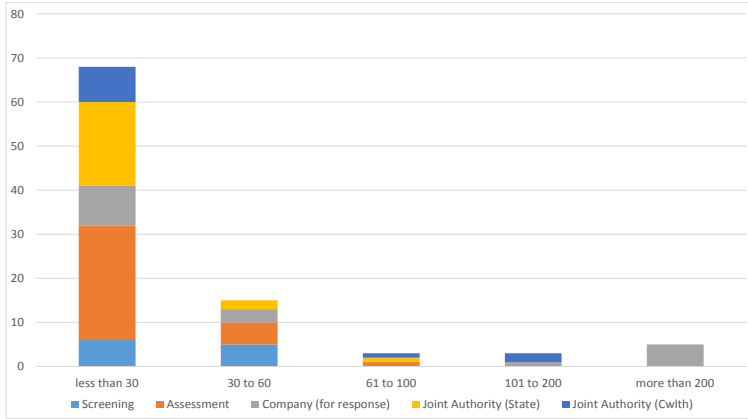


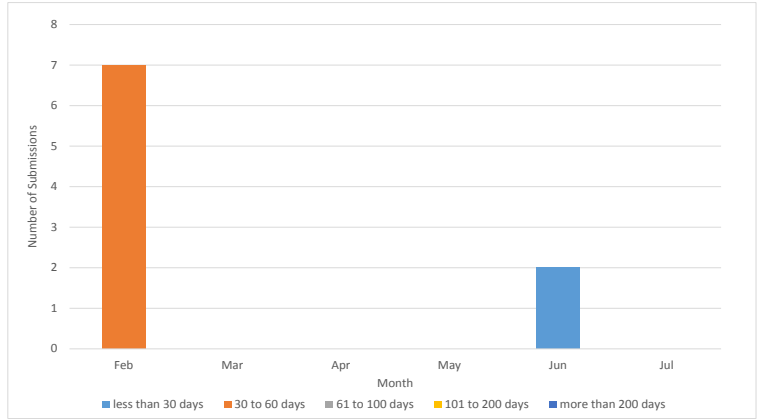
# NOPTA Dashboard Report - July 2016

Applications in progress (number of days at current status)<sup>#</sup>



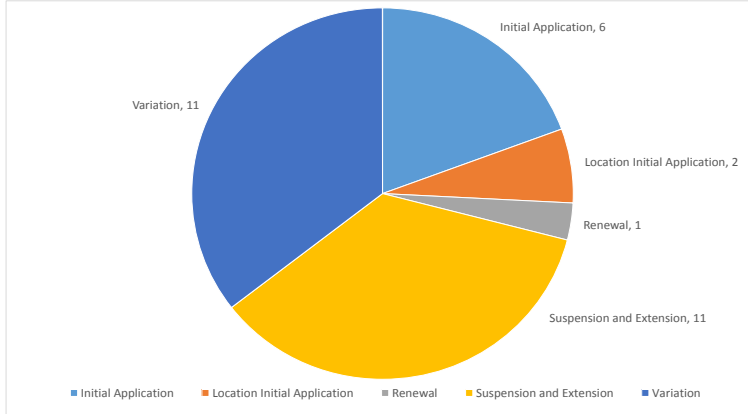
<sup>#</sup> Does not include FDP, RoR or AA Grant Applications

Data submissions outstanding (last six months)



Number of applications with each Joint Authority member

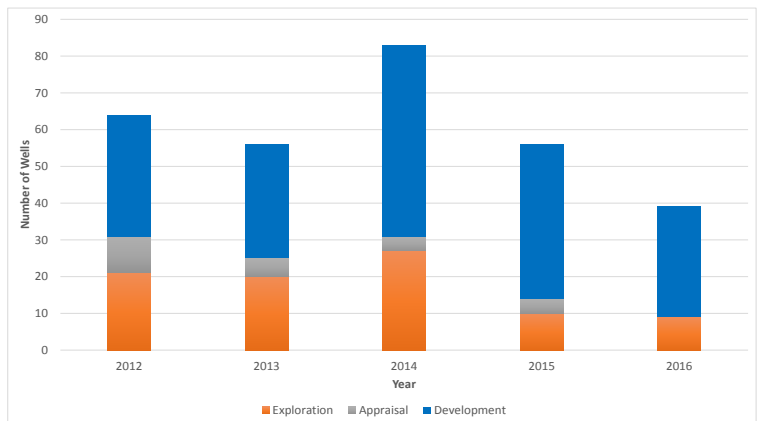
Application Type	Joint Authority (State)	Joint Authority (Cwlth)	Joint Authority Total
Initial Application	0	6	6
Location Initial Application	2	0	2
Renewal	1	0	1
Suspension and Extension	10	1	11
Variation	9	2	11
<b>Total</b>	<b>22</b>	<b>9</b>	<b>31</b>



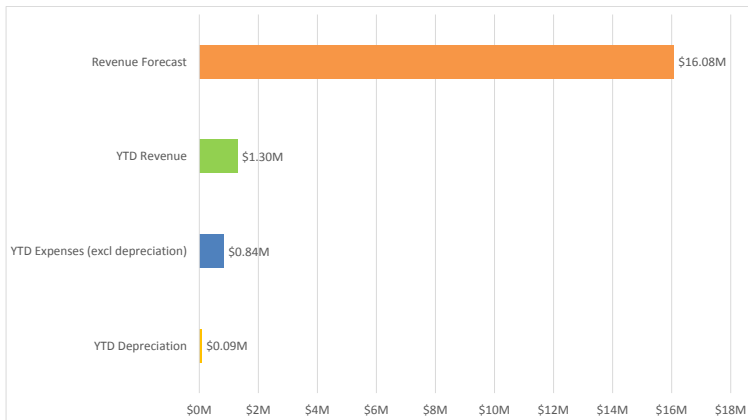
Data submissions outstanding July

Activities	Less than 30	30 to 60	61 to 100	101 to 200	More than 200	Total
All Activities	0	0	0	0	0	0
All Wells	0	0	0	0	0	0
Wells (Basic)	0	0	0	0	0	0
Wells (Interp)	0	0	0	0	0	0
All Surveys	0	0	0	0	0	0
New Surveys (Basic)	0	0	0	0	0	0
New Surveys (Interp)	0	0	0	0	0	0

Wells completed



Finance \$M

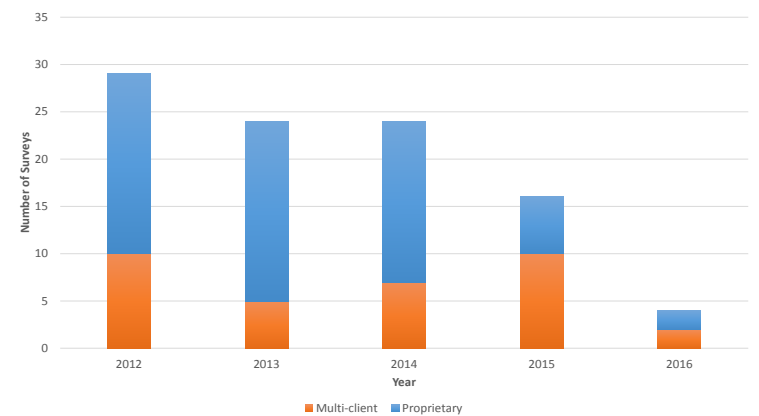


Completed applications

Decision Maker	July 2016 Completed	Complete YTD (Calendar Year)	In progress*
Applications for JA Decision	3	100	81
Applications for TA Decision	68	146	27
Commonwealth Minister (GHG)	0	0	0
<b>Total</b>	<b>71</b>	<b>246</b>	<b>108</b>

\* In progress includes applications currently under assessment, with a company for response and JA for decision.

Surveys completed



Surveys	2014	2015	Feb-16	Mar-16	Apr-16	May-16	Jun-16	Jul-16
Commenced	24	15	0	0	0	1	1	0
In progress	4	2	2	1	0	1	1	1
Suspended	1	0	0	0	0	0	0	0
Completed	22	16	1	1	1	0	1	0