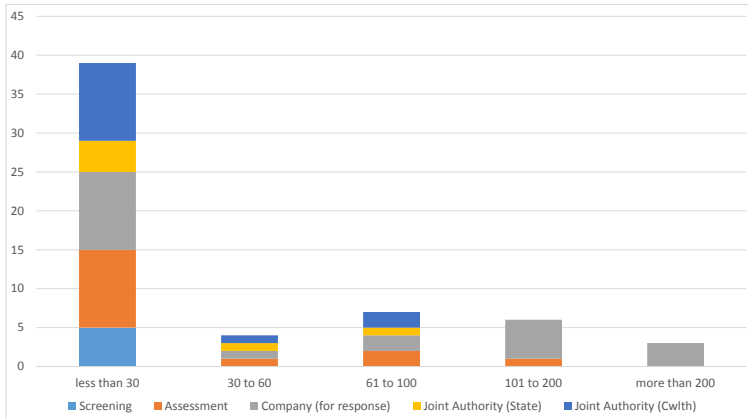
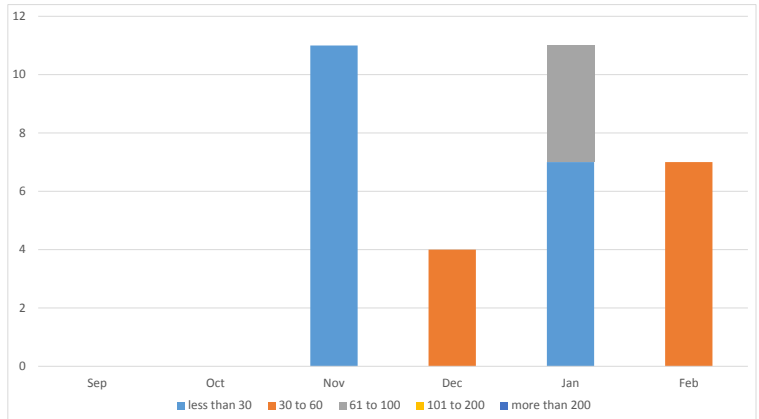


NOPTA Dashboard Report - February 2016

Applications in progress (number of days at current status)#



Data submissions outstanding (last six months)



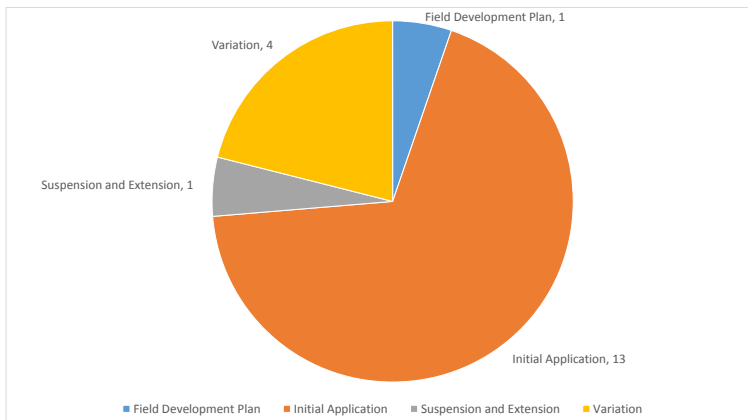
Does not include FDP, RoR or AA Grant Applications

Number of applications with each Joint Authority member

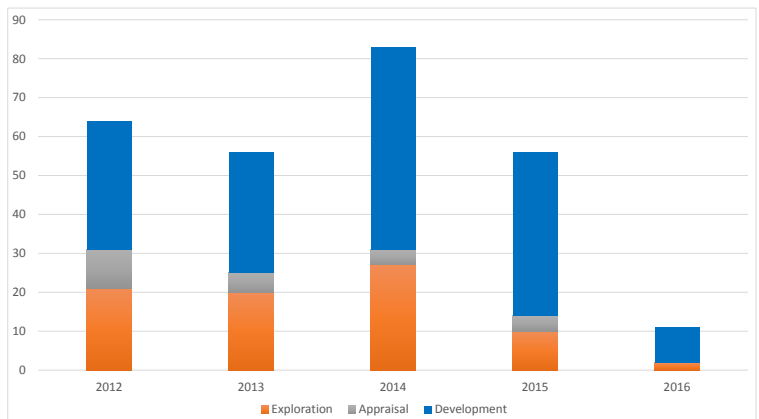
Application Type	Joint Authority (State)	Joint Authority (Cwlth)	Joint Authority Total
Field Development Plan	1	0	1
Initial Application	5	8	13
Suspension & Extension	0	1	1
Variation	0	4	4
Total	6	13	19

Data submissions outstanding February

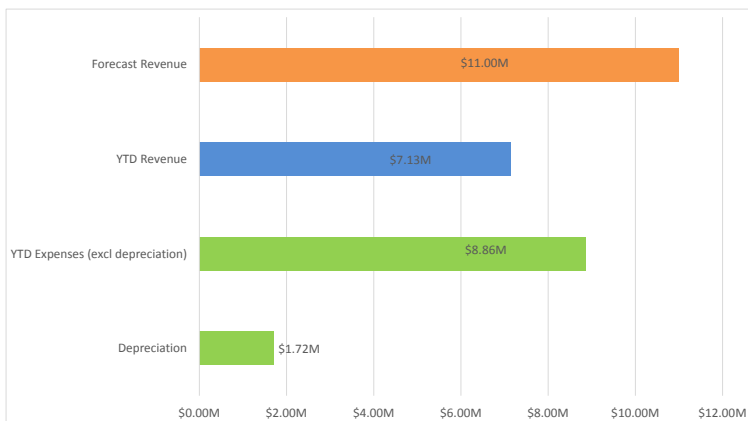
Activities	Less than 30	30 to 60	61 to 100	101 to 200	More than 200	Total
All Activities	0	0	0	0	0	0
All Wells	0	0	0	0	0	0
Wells (Basic)	0	0	0	0	0	0
Wells (Interp)	0	0	0	0	0	0
All Surveys	0	7	0	0	0	7
New Surveys (Basic)	0	7	0	0	0	7
New Surveys (Interp)	0	0	0	0	0	0



Wells completed



Finance \$M



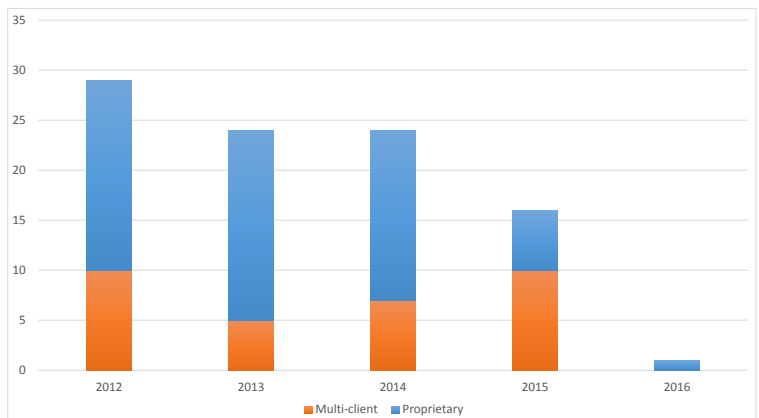
Wells	2014	2015	Jan-16	Feb-16
Commenced	73	56	7	3
In progress	13	10	9	6
Suspended	14	25	28	28
Completed	83	56	4	7

Completed applications

Decision Maker	February 2016 Completed	Complete YTD (Calendar Year)	In progress*
Applications for JA Decision	11	29	50
Applications for TA Decision	7	13	11
Commonwealth Minister (GHG)	0	0	0
Total	18	42	61

* In progress includes applications currently under assessment, with a company for response and JA for decision.

Surveys completed



Surveys	2014	2015	Jan-16	Feb-16
Commenced	24	15	0	0
In progress	4	2	3	2
Suspended	1	0	0	0
Completed	22	16	0	1