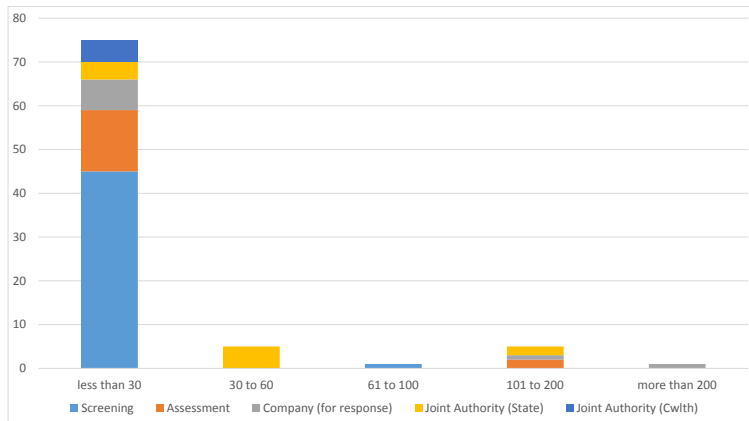


NOPTA Dashboard Report - October 2015

Applications in progress (number of days at current status)#

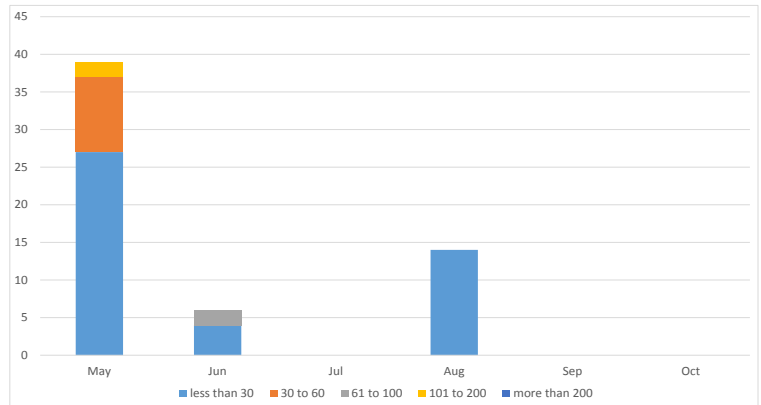


Does not include FDP, RoR or AA Grant Applications

Data submissions outstanding October

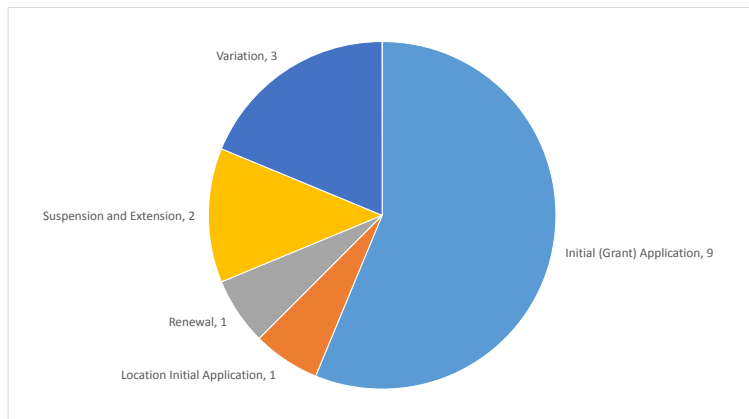
There were no data submissions outstanding this month.

Data submissions outstanding (last six months)

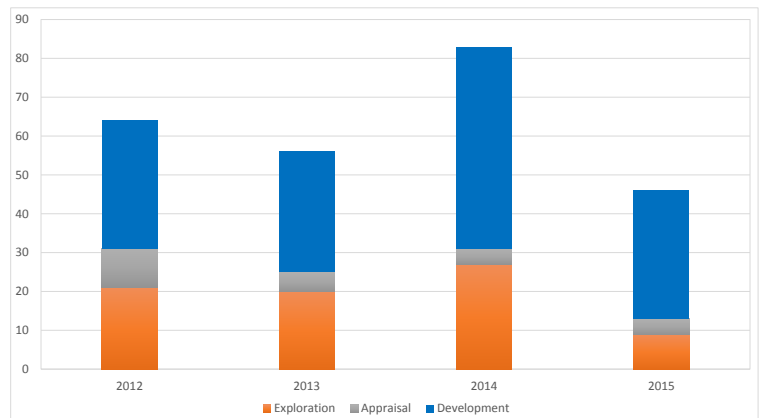


Number of applications with each Joint Authority member

Application Type	Joint Authority (State)	Joint Authority (Cwth)	Joint Authority Total
Initial (grant) application	5	4	9
Location initial application	1	0	1
Renewal	1	0	1
Suspension and extension	2	0	2
Variation	2	1	3
Total	11	5	16

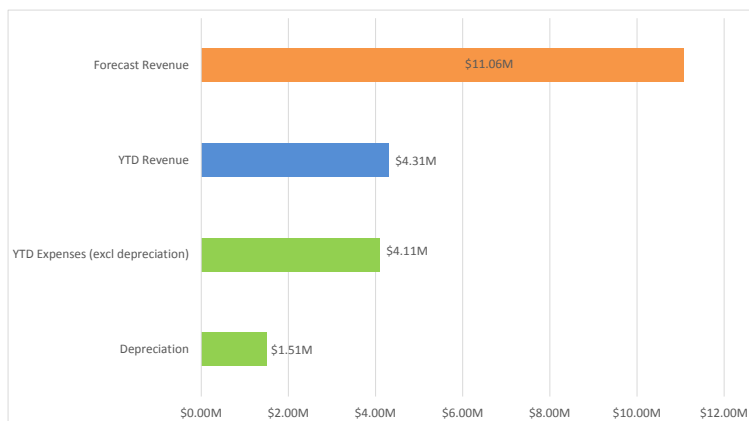


Wells completed

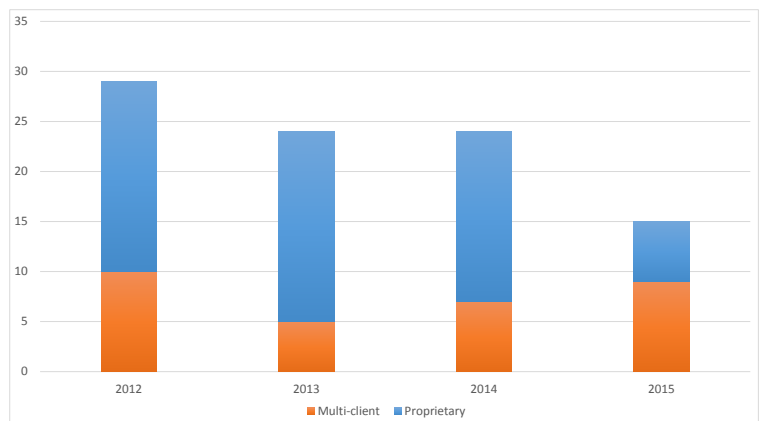


Wells	2014	May-15	Jun-15	Jul-15	Aug-15	Sep-15	Oct-15
Commenced	73	2	3	4	7	1	5
In progress	13	11	9	9	6	7	7
Suspended	14	21	10	15	18	18	18
Completed	83	1	14	3	7	1	4

Finance \$M



Surveys completed



Surveys	2014	May-15	Jun-15	Jul-15	Aug-15	Sep-15	Oct-15
Commenced	24	1	4	2	0	0	0
In progress	4	2	2	2	2	2	2
Suspended	1	2	1	2	2	0	0
Completed	22	1	3	3	0	1	1

Completed applications

Decision Maker	October 2015 Completed	Complete YTD (Calendar Year)	In progress*
Applications for JA Decision	24	253	93
Applications for TA Decision	19	323	21
Commonwealth Minister (GHG)	0	3	0
Total	43	579	114

* In progress includes applications currently under assessment, with a company for response and JA for decision.