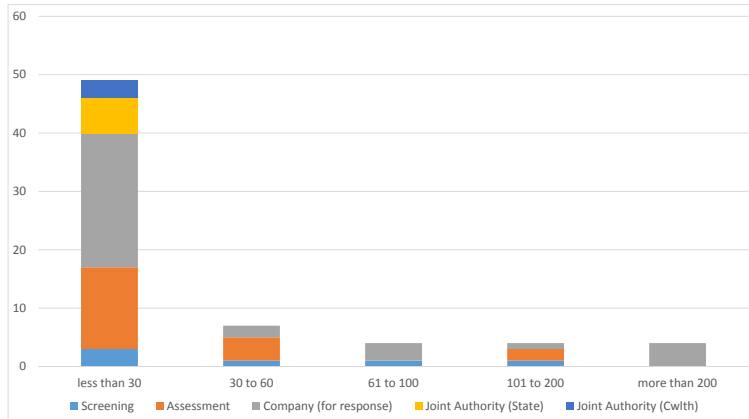


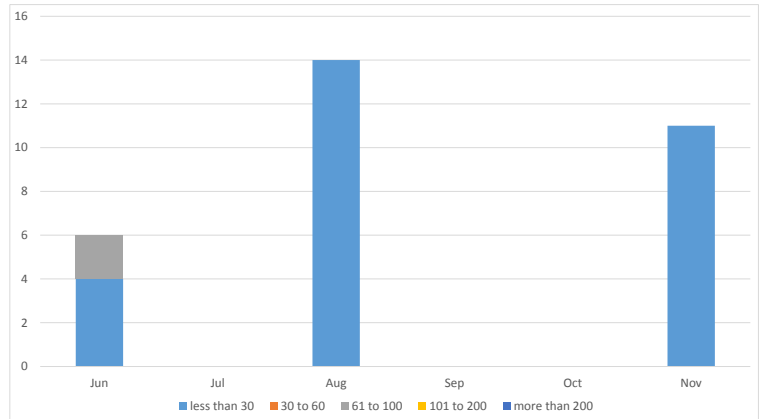
# NOPTA Dashboard Report - November 2015

Applications in progress (number of days at current status)#



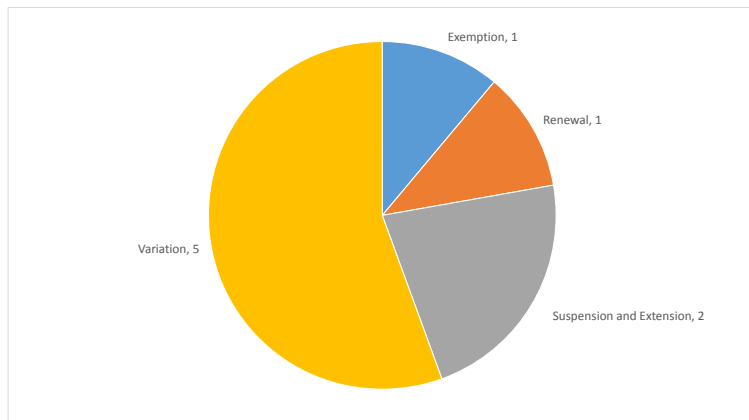
# Does not include FDP, RoR or AA Grant Applications

Data submissions outstanding (last six months)

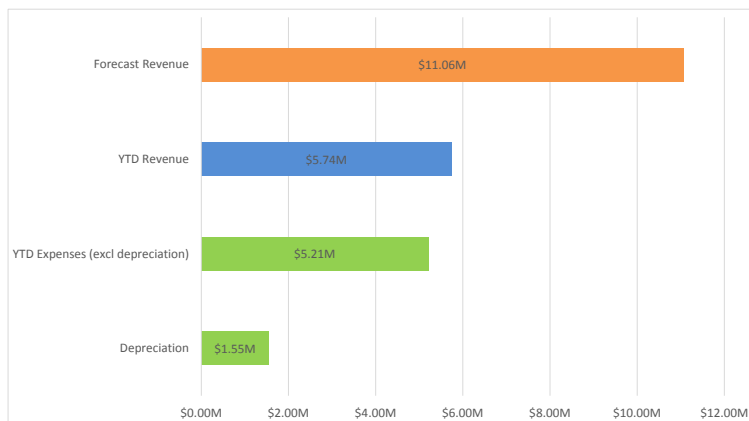


Number of applications with each Joint Authority member

Application Type	Joint Authority (State)	Joint Authority (Cwlth)	Joint Authority Total
Exemption	1	0	1
Renewal	0	1	1
Suspension and Extension	1	1	2
Variation	4	1	5
<b>Total</b>	<b>6</b>	<b>3</b>	<b>9</b>



Finance \$M



Completed applications

Decision Maker	November 2015 Completed	Complete YTD (Calendar Year)	In progress*
Applications for JA Decision	27	280	78
Applications for TA Decision	6	330	22
Commonwealth Minister (GHG)	0	3	0
<b>Total</b>	<b>33</b>	<b>613</b>	<b>100</b>

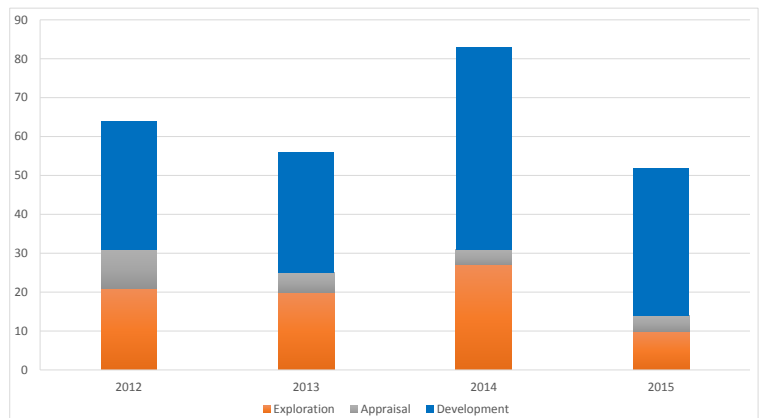
\* In progress includes applications currently under assessment, with a company for response and JA for decision.

Data submissions outstanding November

Activities	Less than 30	30 to 60	61 to 100	101 to 200	More than 200	Total
All Activities	11	0	0	0	0	11
All Wells	0	0	0	0	0	0
Wells (Basic)	0	0	0	0	0	0
Wells (Interp)	0	0	0	0	0	0
All Surveys	11	0	0	0	0	0
New Surveys (Basic)	7	0	0	0	0	7
New Surveys (Interp)	4	0	0	0	0	4

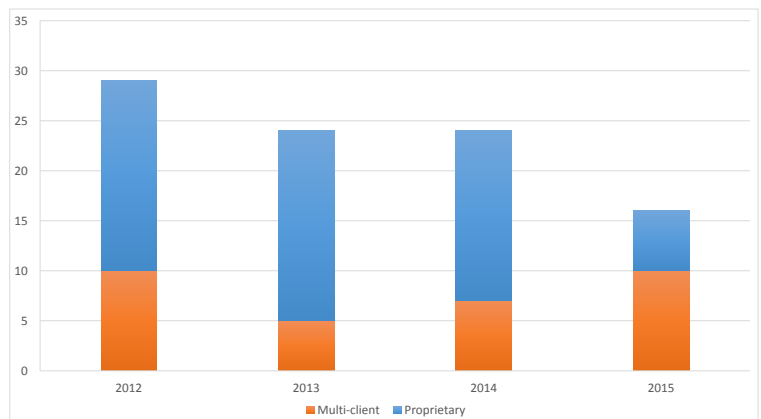
Trend for compliance with data submission requirements is improving.

Wells completed



Wells	2014	Jun-15	Jul-15	Aug-15	Sep-15	Oct-15	Nov-15
Commenced	73	3	4	7	1	5	6
In progress	13	9	9	6	7	7	6
Suspended	14	10	15	18	18	18	18
Completed	83	14	3	7	1	4	6

Surveys completed



Surveys	2014	Jun-15	Jul-15	Aug-15	Sep-15	Oct-15	Nov-15
Commenced	24	4	2	0	0	0	2
In progress	4	2	2	2	2	2	0
Suspended	1	1	2	2	0	0	0
Completed	22	3	3	0	1	1	1