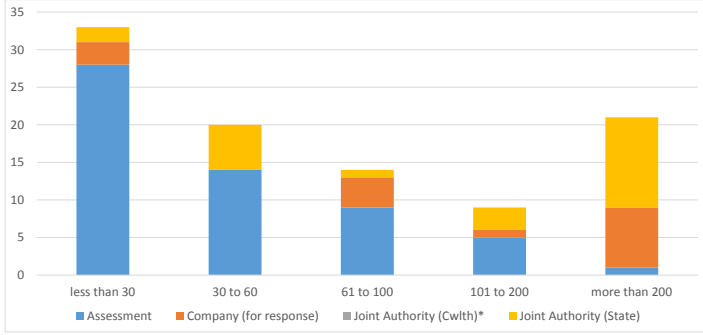


NOPTA Dashboard Report - May 2015

Applications in Progress

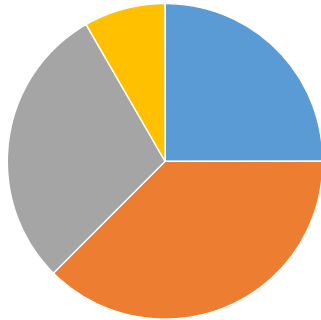


Application Status	Less than 30	30 to 60	61 to 100	101 to 200	more than 200	Total
Assessment	28	14	9	5	1	57
Company (for response)	3	0	4	1	8	16
Joint Authority (Cwlth)*	0	0	0	0	0	0
Joint Authority (State)	2	6	1	3	12	24
Total	33	20	14	9	21	97

Joint Authority (Cwlth)* includes Commonwealth Minister

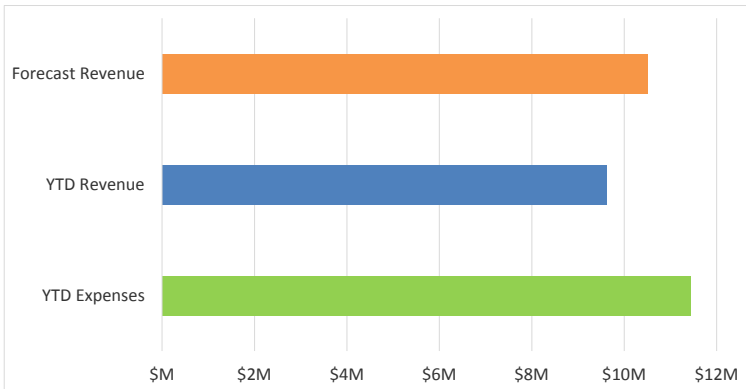
Joint Authority for Decision

Application Type	Joint Authority (Cwlth)*	Joint Authority (State)	Total
Initial Application	0	6	6
Renewal	0	9	9
Suspension and Extension	0	7	7
Variation	0	2	2
Total	0	24	24



Initial Application Renewal Suspension and Extension Variation

Finance \$M



Completed Applications

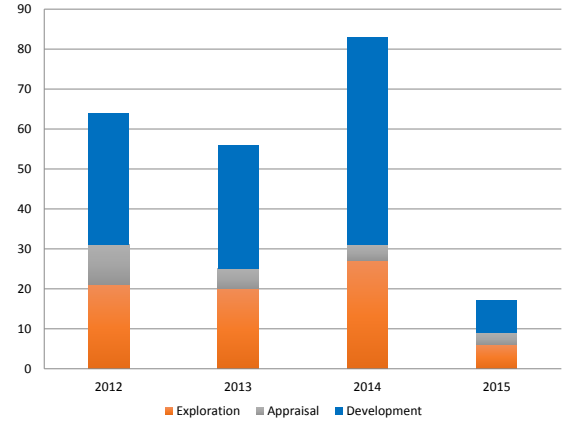
Decision Maker	In Progress	May 2015 Completed	Completed YTD
Applications for JA Decision	84	24	93
Applications for TA Decision	13	16	156
Commonwealth Minister (GHG)	0	3	3
Total	97	43	209

Data Submissions Outstanding May

Activities	Less than 30	30 to 60	61 to 100	101 to 200	more than 200	Total
All Activities	27	10	0	2	0	39
All Wells	11	0	0	0	0	11
Wells (Basic)	11	0	0	0	0	11
Wells (Interp)	0	0	0	0	0	0
All Surveys	16	10	0	2	0	28
New Surveys (Basic)	16	8	0	0	0	24
New Surveys (Interp)	0	2	0	2	0	4

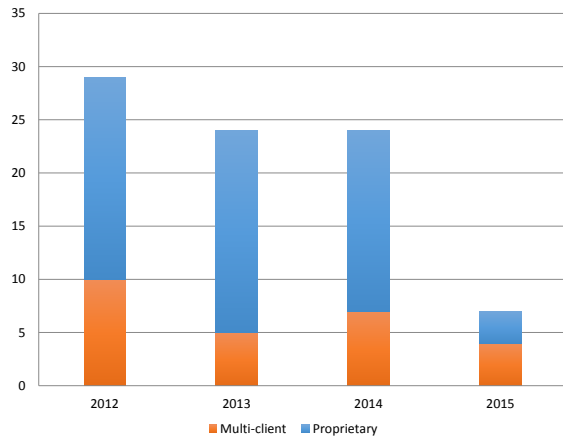
Trend for compliance with data submission requirements is improving.

Wells Completed



Wells	2014	Jan-15	Feb-15	Mar-15	Apr-15	May-15
Commenced	73	2	11	5	7	2
In progress	13	10	7	12	18	11
Suspended	14	12	10	11	12	21
Completed	83	5	5	4	2	1

Surveys Completed



Surveys	2014	Jan-15	Feb-15	Mar-15	Apr-15	May-15
Commenced	24	3	0	2	2	1
In progress	4	2	5	4	3	2
Suspended	1	0	0	0	2	2
Completed	22	3	0	1	3	1

Data Submissions Outstanding (last six months)

