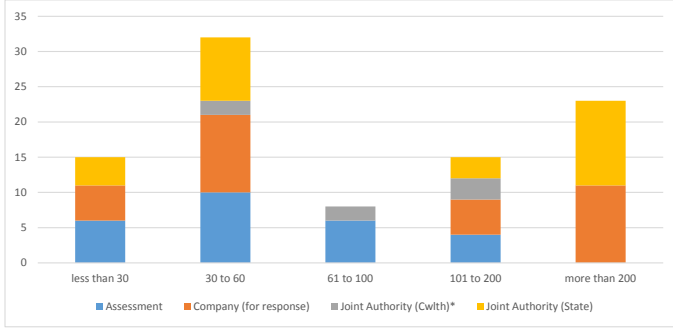


# NOPTA Dashboard Report - March 2015

## Applications in Progress

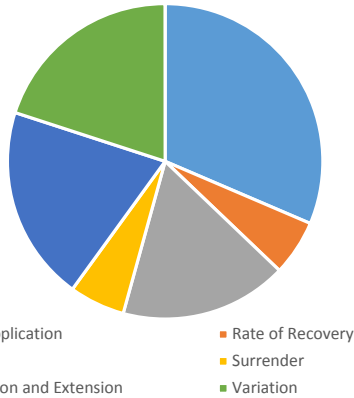


Application Status	Less than 30	30 to 60	61 to 100	101 to 200	more than 200	Total
Assessment	6	10	6	4	0	26
Company (for response)	5	11	0	5	11	32
Joint Authority (Cwlth)*	0	2	2	3	0	7
Joint Authority (State)	4	9	0	3	12	28
<b>Total</b>	<b>15</b>	<b>32</b>	<b>8</b>	<b>15</b>	<b>23</b>	<b>93</b>

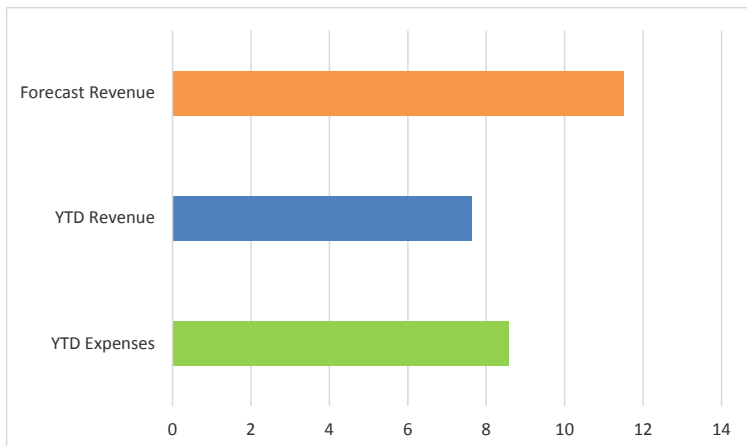
Joint Authority (Cwlth)\* includes Commonwealth Minister

## Joint Authority for Decision

Application Type	Joint Authority (Cwlth)*	Joint Authority (State)	Total
Initial Application	3	8	11
Rate of Recovery	0	2	2
Renewal	0	6	6
Surrender	0	2	2
Suspension and Extension	2	5	7
Variation	2	5	7
<b>Total</b>	<b>7</b>	<b>28</b>	<b>35</b>



## Finance \$M



## Completed Applications

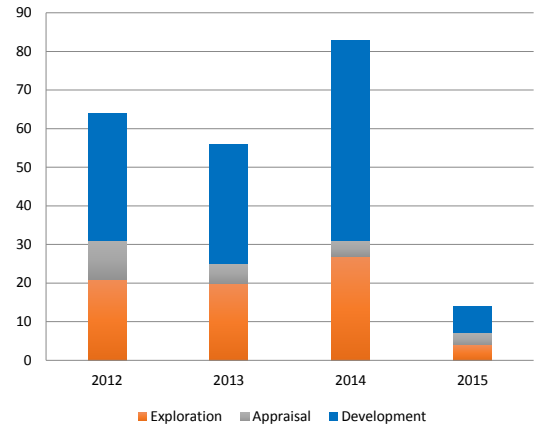
Decision Maker	In Progress	March 2015 Completed	Completed YTD
Applications for JA Decision	78	7	44
Applications for TA Decision	12	26	137
Commonwealth Minister (GHG)	3	0	0
<b>Total</b>	<b>93</b>	<b>33</b>	<b>181</b>

## Data Submissions Outstanding March

Activities	Less than 30	30 to 60	61 to 100	101 to 200	more than 200	Total
All Activities	15	7	9	1	0	32
All Wells	0	0	0	0	0	0
Wells (Basic)	0	0	0	0	0	0
Wells (Interp)	0	0	0	0	0	0
All Surveys	15	7	9	1	0	32
New Surveys (Basic)	15	7	7	1	0	30
New Surveys (Interp)	0	0	2	0	0	2

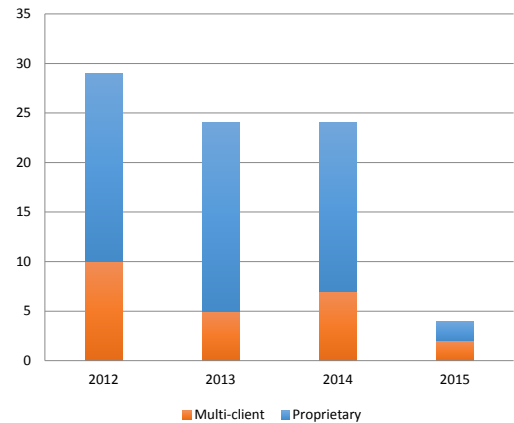
Trend for compliance with data submission requirements is improving.

## Wells Completed



Wells	2014	Jan-15	Feb-15	Mar-15
Commenced	73	2	11	5
In progress	13	10	7	12
Suspended	14	12	10	11
Completed	83	5	5	4

## Surveys Completed



Surveys	2014	Jan-15	Feb-15	Mar-15
Commenced	24	3	0	2
In progress	4	2	5	4
Suspended	1	0	0	0
Completed	22	3	0	1

## Data Submissions Outstanding (last six months)

