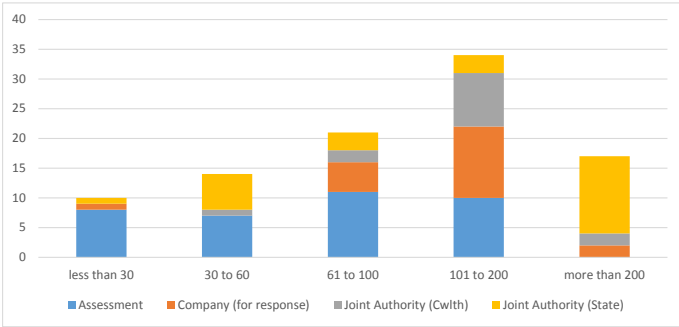


NOPTA Dashboard Report - January 2015

Applications in Progress

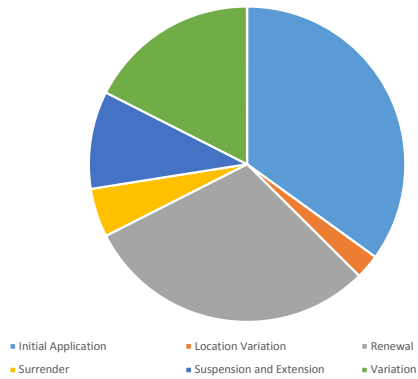


Application Status	Less than 30	30 to 60	61 to 100	101 to 200	more than 200	Total
Assessment	8	7	11	10	0	36
Company (for response)	1	0	5	12	2	20
Joint Authority (Cwlth)*	0	1	2	9	2	14
Joint Authority (State)	1	6	3	3	13	26
Total	10	14	21	34	17	96

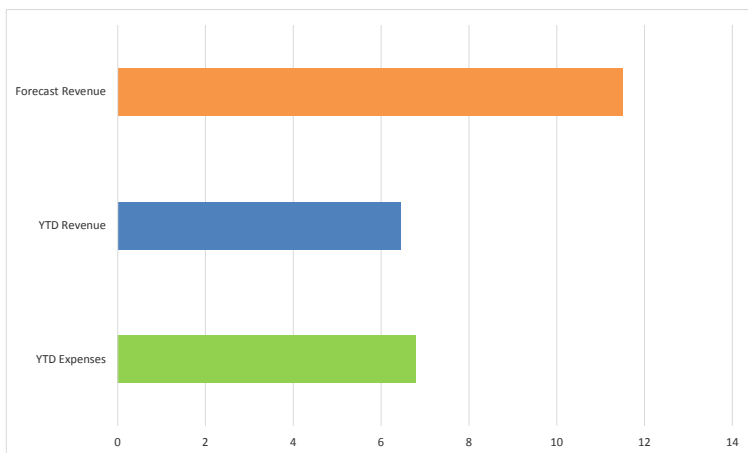
Joint Authority (Cwlth)* includes Commonwealth Minister

Joint Authority for Decision

Application Type	Joint Authority (Cwlth)*	Joint Authority (State)	Total
Initial Application	10	4	14
Location Variation	1	0	1
Renewal	0	12	12
Surrender	2	0	2
Suspension and Extension	1	3	4
Variation	0	7	7
Total	14	26	40



Finance \$M



Completed Applications

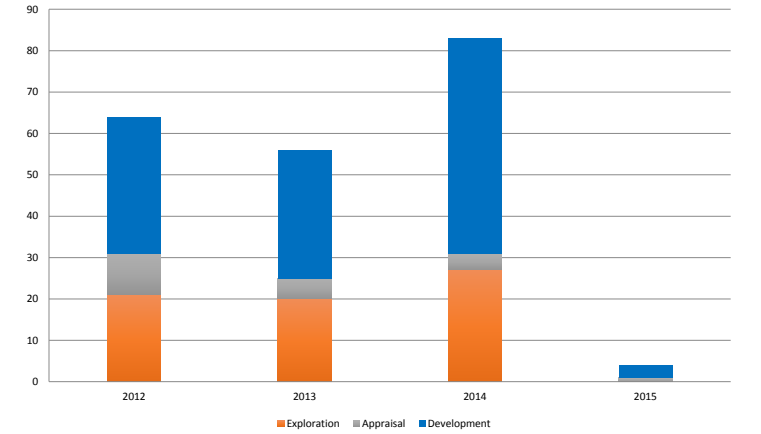
Decision Maker	In Progress	January 2015 Completed	Completed YTD
Applications for JA Decision	73	14	14
Applications for TA Decision	20	90	90
Commonwealth Minister (GHG)	3	0	0
Total	96	104	104

Data Submissions Outstanding January

Activities	Less than 30	30 to 60	61 to 100	101 to 200	more than 200	Total
All Activities	22	10	7	2	8	49
All Wells	22	0	0	2	0	24
Wells (Basic)	15	0	0	0	0	15
Wells (Interp)	7	0	0	2	0	9
All Surveys	0	10	7	0	8	25
New Surveys (Basic)	0	8	7	0	8	23
New Surveys (Interp)	0	2	0	0	0	2

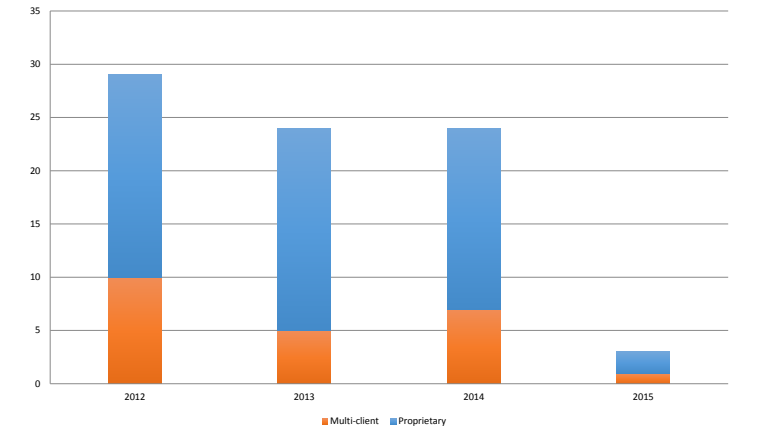
Trend for compliance with data submission requirements is improving.

Wells Completed



Wells	2014	Jan-15
Commenced	73	2
In progress	13	10
Suspended	14	12
Completed	83	4

Surveys Completed



Surveys	2014	Jan-15
Commenced	24	2
In progress	4	2
Suspended	1	1
Completed	22	3

Data Submissions Outstanding (last six months)

