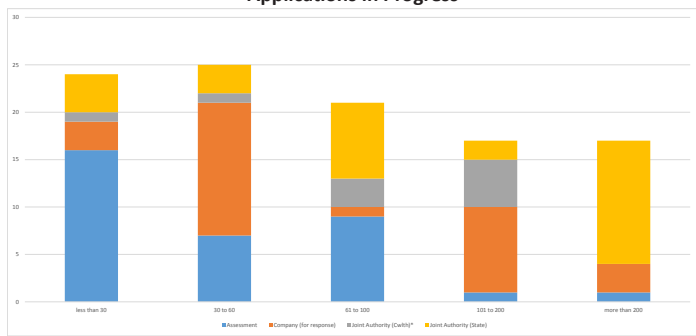


# NOPTA Dashboard Report - April 2015

## Applications in Progress

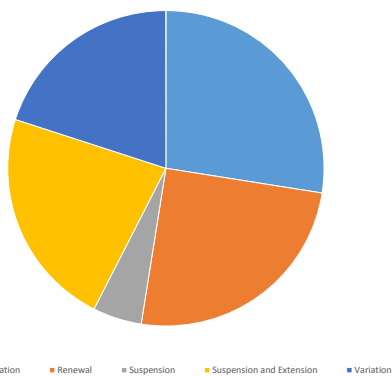


Application Status	Less than 30	30 to 60	61 to 100	101 to 200	more than 200	Total
Assessment	16	7	9	1	1	34
Company (for response)	3	14	1	9	3	30
Joint Authority (Cwlth)*	1	1	3	5	0	10
Joint Authority (State)	4	3	8	2	13	30
<b>Total</b>	<b>24</b>	<b>25</b>	<b>21</b>	<b>17</b>	<b>17</b>	<b>104</b>

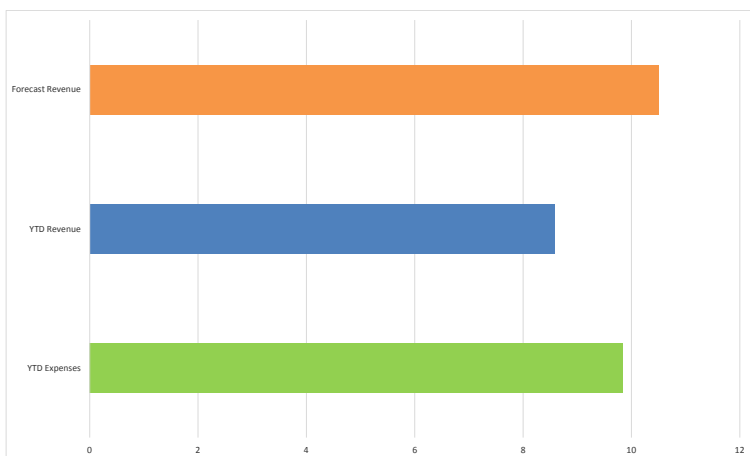
Joint Authority (Cwlth)\* includes Commonwealth Minister

## Joint Authority for Decision

Application Type	Joint Authority (Cwlth)*	Joint Authority (State)	Total
Initial Application	3	8	11
Renewal	4	6	10
Suspension	0	2	2
Suspension and Extension	2	7	9
Variation	1	7	8
<b>Total</b>	<b>10</b>	<b>30</b>	<b>40</b>



## Finance \$M



## Completed Applications

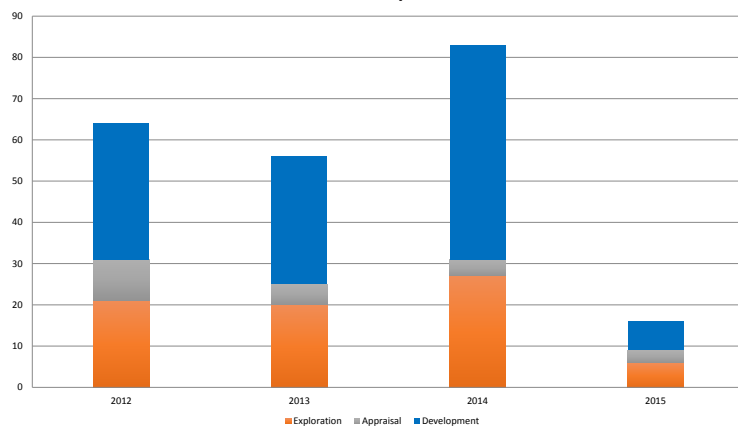
Decision Maker	In Progress	March 2015 Completed	Completed YTD
Applications for JA Decision	87	25	69
Applications for TA Decision	11	3	140
Commonwealth Minister (GHG)	3	0	0
<b>Total</b>	<b>101</b>	<b>28</b>	<b>209</b>

## Data Submissions Outstanding April

Activities	Less than 30	30 to 60	61 to 100	101 to 200	more than 200	Total
All Activities	8	15	7	10	0	40
All Wells	0	0	0	0	0	0
Wells (Basic)	0	0	0	0	0	0
Wells (Interp)	0	0	0	0	0	0
All Surveys	8	15	7	10	0	40
New Surveys (Basic)	8	15	7	8	0	38
New Surveys (Interp)	0	0	0	2	0	2

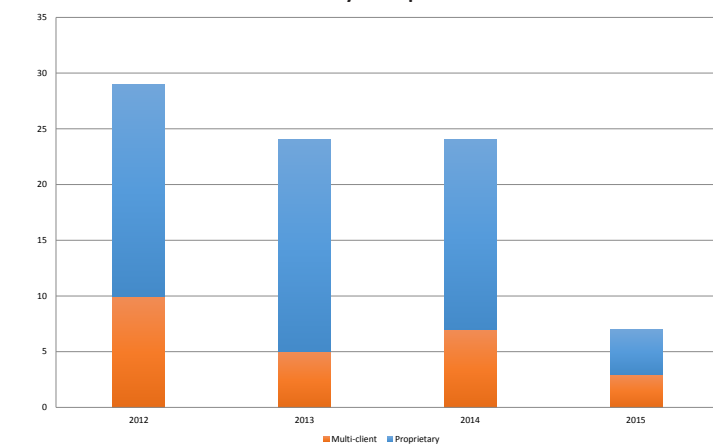
Trend for compliance with data submission requirements is improving.

## Wells Completed



Wells	2014	Jan-15	Feb-15	Mar-15	Apr-15
Commenced	73	2	11	5	7
In progress	13	10	7	12	18
Suspended	14	12	10	11	12
Completed	83	5	5	4	2

## Surveys Completed



Surveys	2014	Jan-15	Feb-15	Mar-15	Apr-15
Commenced	24	3	0	2	2
In progress	4	2	5	4	3
Suspended	1	0	0	0	2
Completed	22	3	0	1	3

## Data Submissions Outstanding (last six months)

